



Portal

Version 18.2.0 (and later)

Administrator Reference

September 2020

Anthology Inc.

5201 North Congress Avenue
Boca Raton, FL 33487
Main: +1.561.923.2500
Support: +1.800.483.9106
www.anthologyinc.com

© 2020 Anthology Inc. All rights reserved.

ANTHOLOGY, the Anthology logo, and CampusNexus are exclusive trademarks of Anthology Inc. Microsoft and Microsoft Dynamics are trademarks of Microsoft Corporation. Other third party trademarks or service marks are property of their respective owners. Information is subject to change.

CONFIDENTIALITY NOTICE:

The information contained in this document is confidential. It is the property of Anthology Inc. and shall not be used, disclosed or reproduced without the express written consent of Anthology Inc..

Revision History

Rev.	Date	Description
01	Jul. 2017	Initial publication for Portal 18.2.0 (and later)
02	Oct. 2017	Added content: <ul style="list-style-type: none"> • Replace STS with Custom STS • External Application Integration • External Vendor Requirements
03	Apr. 2018	Added content (Version 19.0): <ul style="list-style-type: none"> • PCI Compliance • Occupation Insight Pages • Custom HTML Pages • Student STS Images Folder • Branding for Multiple URLs • Azure Active Directory
04	Sep. 2018	Added content (Version 19.0.3).
05		Updated content (Version 19.0.4).
06	Feb. 2019	Updated/added content (Version 20.0): <ul style="list-style-type: none"> • Updated URL for Bootstrap themes to https://bootswatch.com/3/ (see Bootstrap Themes). • Power BI Reports Integration • Migration of Crystal Reports to SSRS
07	Oct. 2019	Updated/added content (Version 21.0): <ul style="list-style-type: none"> • Added Mobile Version of Power BI/Occupation Insight Reports. • Added steps to configure a Student Active Directory User in the Portal Admin Console. • Portal Branding <div style="border: 1px solid orange; padding: 10px; margin: 10px 0;"> <p>When your Portal is hosted in a CampusNexus Cloud environment, your Portal administrator does not have access to upload branding files and cannot reset IIS either. Please contact Anthology Inc. Support (1-800-483-9106) to accomplish the tasks related to updating branding files or resource files for internationalization.</p> </div> <ul style="list-style-type: none"> • Custom HTML Pages: When Portal is deployed in CampusNexus Cloud, a Support ticket must be opened to place resource files in appropriate server locations.
08	Sep. 2020	Updated/added content (Version 21.2): <ul style="list-style-type: none"> • Added TouchNet to the list of payment gateways. See Make Payment Online. • Added Parameter Based Redirection.

Contents

- Resources 6**
- Portal Installation 9
- Authentication and Single Sign-On 10
 - What is Security Token Service (STS)? 10
 - Configure ASP.NET MVC for Claims-Based Authentication 11
 - Integrate Application Specific Logic or Claim 13
- References 14
- Portal Branding 15
 - Home Page Layout 16
 - Column Settings 16
 - Carousel Settings 18
- Portal Graphics 20
 - Icons 20
 - Graphic Elements 20
 - Graphic Element Constraints 20
 - Graphic Element Folders 21
 - CampusPortal Images Folder 21
 - Global Images Folder 21
 - Student STS Images Folder 21
- Portal Style Sheets 24
 - Update the default Portal style sheet 24
 - Update the custom classes for Bootstrap 25
 - Add a reference to the bootstrap_custom.css 25
 - Update the default Portal Right to Left style sheet 26
- Bootstrap Themes 28
 - Apply a Theme to Portal Pages 28
 - Apply a Theme to Student STS Pages 34
- Internationalization 35

Add a new language	35
Activate or deactivate a language	35
Change the text of labels and titles	36
Add/change configurable values from the Portal Admin Console in the resource file	39
Branding for Multiple URLs	42
Short URLs	45
Forms Builder Example	45
Replace STS with Custom STS	49
Current Responsibilities of STS	49
List of Claims	49
Claim Types and Detail	49
Custom HTML Pages	51
Create Custom HTML Pages	51
Occupation Insight Pages	53
Mobile Version of Power BI/Occupation Insight Reports	56
Power BI Reports Integration	57
Configure a Power BI User Account	57
Configure Power BI Reports	58
Mobile Version of Power BI/Occupation Insight Reports	62
External Application Integration	63
Configuration Steps	63
External Application Display in Portal	66
External Vendor Requirements	69
Background	69
Web Portal	69
Portal Configuration Tool	72
Application Architecture	74
Sequence Diagram – End-to-End Simplification	75
Security	76
External Vendor Integration	77

Simplified Sequence Diagram	77
Development Tasks	79
Integration Web Service	79
Integration Web Service Deny Codes	80
Enumerations	81
Business Entity Schemas	82
ExternalAuthorization.xsd	82
Integration Web Service WSDL	84
PCI Compliance	90
Azure Active Directory	91
Portal Configuration Tool	91
Portal Admin Console	91
AAD Authentication Configuration – List of Supported Attributes	92
Migration of Crystal Reports to SSRS	94
Support for Custom SSRS Reports	94
Student Active Directory User	95
Create a Student Active Directory User Account	95
Parameter Based Redirection	98
What is Parameter Based Redirection?	98
Whitelisting of URLs	98
Add Trusted URLs to the wpURL Table	99
Whitelist URLs for External Application Integrations Using Student STS	100
Appendix	101
Custom Classes for Default Scheme	102
ConfigTool Messages in Resource File	111
Title	111
Description	115
Portal Messages	121
Security Questions	274
Page Wise Messages	274


Resources

 [Applicant Portal Help](#)

 [Employer Portal Help](#)

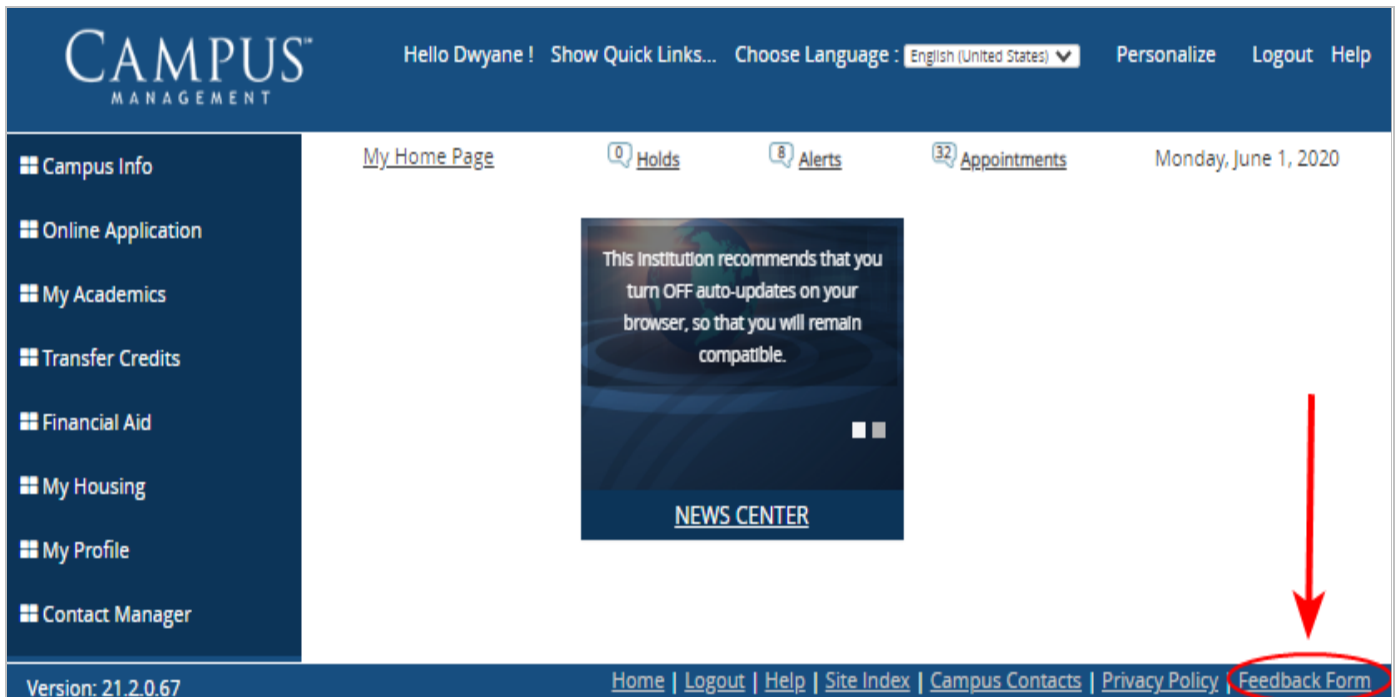
 [Faculty Portal Help](#)

 [Student Portal Help](#)

 [Portal Administrator Help](#) (includes Applicant, Employer, Faculty, and Student Portal Help with annotations for administrators)

For feedback related to the Portal help content, send email to documentation@campusmgmt.com.

For issues related to the Portal application, use the Feedback link at the bottom right of the Portal window to notify the administrator at your institution.



The Portal available with CampusNexus Student version 18.2 and later provides the following new features and enhancements:

- **Internationalization**

Institutions can configure Portal to support multiple languages and end users can select their language preference.

Users can select their language preferences and institutions can apply resource files to provide support for multiple languages. Portal supports multiple language options, including English (United States), Hindi (India), Arabic (Kuwait), Bahasa (Indonesia), and Chinese (Simplified).

- **Responsive Design**

The design of the Portal web pages is optimized to display properly on all devices (desktops, tablets, and mobile phones).

- **Themes**

Institutions can apply *Bootstrap* and *Kendo* themes and templates to change the styling of the Portal web pages.

Bootstrap and Kendo are popular open source front-end development frameworks providing reusable pieces of code written in HTML, CSS, and JavaScript. Themes are collections of components that determine the layout and design of web sites built on top of Bootstrap and Kendo.

- **Page-specific enhancements**

Many of the Portal web pages provide enhancements to the user interface, such as grid pagination, sorting, and search.

- **Design Changes for Web Parts**

The web parts have been redesigned to enhance usability on all devices. Web parts such as Class Center and News Center use carousel views instead of lists or grids. Other web parts provide links for detailed information instead of listing information directly in the web part.

Note: Be advised that when navigating this document, you will see references to the Portal Configuration tool which have not yet been updated.

The following topics provide reference information and procedures related to the installation, customization, and branding of the Portal.

Note: Be advised that when navigating this document, you will see references to the Portal Configuration tool which have not yet been updated.

Portal Installation

The new Portal capability being delivered as part of CampusNexus Student version 18.2.0 (and later) is installed using Installation Manager.

The new Portal capability being delivered as part of CampusNexus Student International 1.0 and later versions is installed using Installation Manager.

Since Portal supports claims-based authentication, the Staff STS and Student STS components need to be installed with the Portal.

- The Staff STS provides authentication and single sign-on for staff using the Portal and CampusNexus Student.
- The Student STS provides authentication for applicants, students, and employers.

For prerequisites and detailed instructions, please refer to [Installation Manager Help](#).

Authentication and Single Sign-On

The Portal being delivered as part of CampusNexus Student version 18.2.0 (and later) supports two methods for authentication and single sign-on (SSO).

The Portal being delivered as part of CampusNexus Student International versions 1.0 and later supports two methods for authentication and single sign-on (SSO).

- A. The current method of configuring security in the Portal Config tool by calling the CMCSecurityService API and passing the GUID back.

The current authentication process involves the Portal database. Passwords are stored in the wpuser table and are decrypted in the SyStaff table to retrieve a valid token for interacting with the APIs from the Staff Portal.

- B. The new method of claims-based authentication using the custom Security Token Services (STS).

The custom STS built by Anthology Inc. has SSO functionality built-in. The SSO functionality allows any web application relying upon the same STS to have SSO between them. These web applications can be Anthology Inc.'s web applications such as CampusNexus Student and Portal, or custom web applications developed by Integration Services or clients.

Portal authentication relies on the Staff STS (common for all CampusNexus products) and Student STS. The Staff STS and Student STS eliminate the need to decrypt the stored password in the SyStaff table. Both Student and Staff STS support the Active Directory (AD) and Database (DB) mode.

Staff STS is used for authentication in:

- Staff Portal
- Admin Console
- Portal Configuration Tool

The Staff account is created in Portal based upon staff group association.

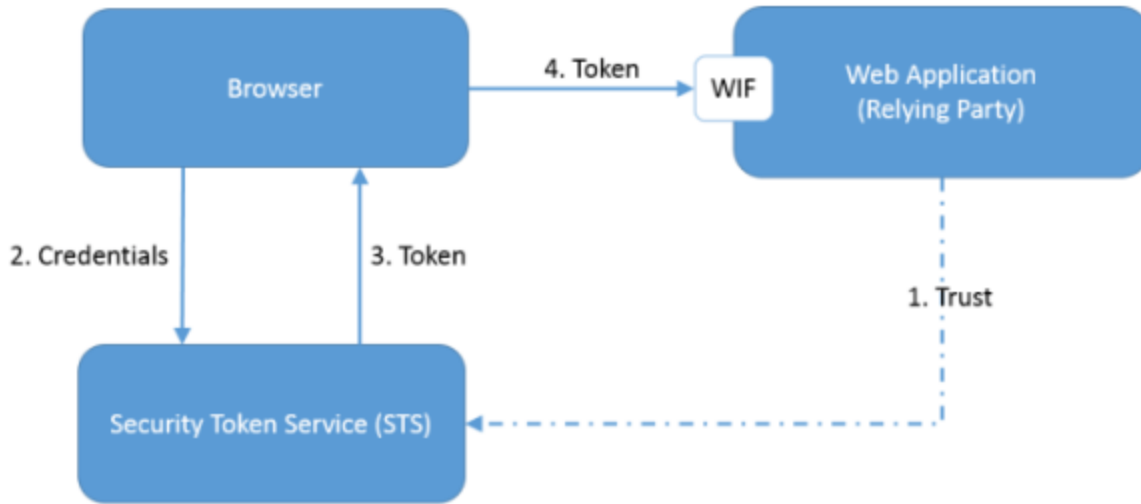
Student STS is used for authentication in:

- Student Portal
- Employer Portal
- Applicant Portal

What is Security Token Service (STS)?

Security token service is the service component that builds, signs, and issues security tokens according to the WS-Trust and WS-Federation protocols. It is possible to use a cloud STS such as a LiveID STS, a pre-built STS such as Active Directory® Federation Services (AD FS) 2.0, or if you want to issue custom tokens or provide custom authentication or authorization, you can build your own custom STS using Windows Identity Foundation (WIF).

There are three main components in a typical federated authentication scenario. The following diagram shows the relation between them:



1. The Web Application is a claims-aware Web Application with trust established on the STS. This Web Application will use WIF to identify and route unauthenticated requests to STS.
2. The end user provides credentials to STS and STS authenticates the user.
3. Upon successful authentication, STS generates a token for the user.
4. The user is redirected to the claims-aware Web Application with a token. The Web Application uses WIF to validate and parse the token.

Beginning with .NET 4.5, Windows Identity Foundation (WIF) has been fully integrated into the .NET Framework. Having the WIF classes directly available in the framework itself allows a much deeper integration of claims-based identity in the .NET platform, making it easier to use claims.

The following section and reference links describe how to make your application work with STS (i.e., claims-aware) and how to build a new claims-aware application.

Configure ASP.NET MVC for Claims-Based Authentication

In the six steps below, you will add configuration entries to the Web.config file of your ASP.NET MVC web application to make it claims-aware. The same Web.config changes can be applied to other types of .Net Web Applications as well.

1. Add the following configuration section definitions to the Web.config configuration file. These define configuration sections required by WIF. Add the definitions immediately after the <configuration> opening element:

```
<configSections>
```

```
<section name="system.identityModel" type-  
e="System.IdentityModel.Configuration.SystemIdentityModelSection, System.IdentityModel, Ver-  
sion=4.0.0.0, Culture=neutral, PublicKeyToken=B77A5C561934E089" />
```

```
<section name="system.identityModel.services" type-  
e="System.IdentityModel.Services.Configuration.SystemIdentityModelServicesSection, Sys-  
tem.IdentityModel.Services, Version=4.0.0.0, Culture=neutral, PublicKeyToken=B77A5C561934E089" />  
</configSections>
```

2. Add a <location> element that enables access to the application's federation metadata:

```
<location path="FederationMetadata">  
  <system.web>  
    <authorization>  
      <allow users="*" />  
    </authorization>  
  </system.web>  
</location>
```

3. Add the following configuration entries within the <system.web> elements to deny users, disable native authentication, and enable WIF to manage authentication:

```
<authorization>  
  <deny users="?" />  
</authorization>  
<authentication mode="None" />
```

4. Add the following WIF related configuration entries and ensure that your ASP.NET application's URL and port number match the values in the <audienceUris> entry, realm attribute of the <wsFederation> element, and the reply attribute of the <wsFederation> element. Also, ensure that the issuer value fits your STS URL.

```
<system.identityModel>  
  <identityConfiguration>  
    <audienceUris>  
      <add value="http://localhost:9090/" />  
    </audienceUris>
```

```

<issuerNameRegistry type="System.IdentityModel.Tokens.ConfigurationBasedIssuerNameRegistry, System.IdentityModel, Version=4.0.0.0, Culture=neutral, PublicKeyToken=b77a5c561934e089">
  <trustedIssuers>
    <add thumbprint="1234567890ABCDEFGHIJKLMNQPQRSTUVWXYZ1234" name="YourSTSName" />
  </trustedIssuers>
</issuerNameRegistry>
<certificateValidation certificateValidationMode="None" />
</identityConfiguration>
</system.identityModel>
<system.identityModel.services>
  <federationConfiguration>
    <cookieHandler requireSsl="false" />
    <wsFederation passiveRedirectEnabled="true" issuer="http://SignIn.MyUrl.edu/" realm="http://localhost:9090/" reply="http://localhost:28503/" requireHttps="false" />
  </federationConfiguration>
</system.identityModel.services>

```

5. Add a reference to the [System.IdentityModel] assembly (Version: 4.0.0.0).
6. Compile the solution to make sure there are no errors.

Integrate Application Specific Logic or Claim

Once you receive a valid token from STS, you may want to do some additional authorization or populate other application-specific claims. There are many events available for supplementing application-specific logic. The following two events can be used to add an application-specific claim or do any particular cleanup when signing out.

```
protected void WSFederationAuthenticationModule_SessionSecurityTokenCreated(Object sender,
SessionSecurityTokenCreatedEventArgs e)
```

```
{
// TODO: Tap into Token Created event to do application specific logic
// This event will be called after login
var claimsIdentity = (ClaimsIdentity) e.SessionToken.ClaimsPrincipal.Identity;
SetAppClaims(claimsIdentity);
}
```

```
}  
/// <summary>  
/// TODO: Any custom logic that has to happen upon signout  
/// This event will be called even if the sign out is being done from other RP applications  
/// </summary>  
/// <param name="sender"></param>  
/// <param name="e"></param>  
protected void WSFederationAuthenticationModule_SigningOut(object sender, SigningOutEventArgs e)  
{  
}
```

References

How To: Build Claims-Aware ASP.NET MVC Web Application Using WIF (MSDN): <http://msdn.microsoft.com/en-us/library/hh291061.aspx>

Windows Identity Foundation: <https://msdn.microsoft.com/en-us/library/hh377151.aspx>

Portal Branding

The following topics describe the procedures institutions can use to change the default behavior of the Portal 18.2.0 (or later) as it relates to:

- Home Page Layout
- Branding
- Style sheets
- Themes
- Internationalization

The branding procedures apply to all web pages in Portal including the log on and authentication pages in Student STS.

When your Portal is hosted in a CampusNexus Cloud environment, your Portal administrator does not have access to upload branding files and cannot reset IIS either. Please contact Anthology Inc. Support (1-800-483-9106) to accomplish the tasks related to updating branding files or resource files for internationalization.

Home Page Layout

With the addition of tiles-based web parts, the following modifications can be made to the Home Page Layout Manager in the Portal Configuration tool.

Column Settings

Based on the selection of columns, we can define the size of each zone. The sum of all the zones must not exceed 12. This condition is validated in the Portal Configuration tool when you click the **Update Home Page Layout** button.

- [-] Campus Portal
 - [-] [btpcmi031;localhost;cltdep171test8:83;btpcmi](#)
 - [-] Campus Management School of Arts
 - [-] CMC Online
 - [-] CBIT - Branch School
 - [-] CM School of Artifical WIngsaaaaaaa
 - [-] American Broadcasting Corporation of IEEE
 - [-] North South East West Campus
 - [-] Kris Campus for Testing
 - [-] 26911
 - [-] werwerwerwer
 - [-] new campus
 - [-] newcampus
 - [-] SKG Culinary School
 - [-] NOCAMPUS
 - [-] North Campus - Catalog Year

URL Configuration

Security Questions

Security Question			Active?	
			<input checked="" type="checkbox"/> Add	
	ID	Security Question	Active?	
X	Edit	32	Place of Birth	Yes
X	Edit	190	Middle Name	Yes

New Account Provisioning

New User Account. Enable Disable

Enabling this feature will allow the students to create their own usernames and passwords prior to logging in to Portal

Update New Account Provisioning

Home Page Layout Manager

Enable Configurable Home Page. Student and Staff ▼

*Please select the number of columns that should be displayed on the Student/Staff Portal Home Pages.
This Home Page Layout only affects the Web Parts Enabled Home Page.*

4 Column ▼

1	2	3	4

Zone'0'	Zone'1'	Zone'2'	Zone'3'
4 ▼	2 ▼	4 ▼	2 ▼

Display bottom zone on home pages across all columns

Update Home Page Layout

Carousel Settings

Some web parts have extensive content which is displayed in the form of a carousel. The carousel is time based.



Carousel:
If set in milliseconds, e.g., 10000, it will move after 10 seconds.
If set to false, the user can browse manually.

You can set the carousel in the Admin console under **Site Settings**. Search for "CAROUSELTIMEINTERVALFORWEBPARTS".

- The time interval can be set in milliseconds (e.g., 10000 for 10 seconds).
- To turn it off, set it to false.

Home Page

Site Settings

SqlConnectionC2K: data source=btpcmi030; initial catalog=Portal_C2000_171; Persist Security Info=True

Site: Descrepancies: Category: Filter:

	Site	Key	Description	Cat	Value
Edit	LOGIN	CAROUSELTIMEINTERVALFORWEBPARTS *** Missing Entry ***			
Edit	PAYSVC	CAROUSELTIMEINTERVALFORWEBPARTS *** Missing Entry ***			
Update Cancel	PRTL	CAROUSELTIMEINTERVALFORWEBPARTS	Time Interval for Portal webparts using Carousel in milliseconds. For completely removing interval set it to false.	Value	false
Edit	PRTL15	CAROUSELTIMEINTERVALFORWEBPARTS	Time Interval for Portal webparts using Carousel in milliseconds. For completely removing interval set it to false.	V	10000
Edit	PRTL18	CAROUSELTIMEINTERVALFORWEBPARTS	Time Interval for Portal webparts using Carousel in milliseconds. For completely removing interval set it to false.	V	10000
Edit	PRTL19	CAROUSELTIMEINTERVALFORWEBPARTS	Time Interval for Portal webparts using Carousel in milliseconds. For completely removing interval set it to false.	V	10000
Edit	PRTL19\	CAROUSELTIMEINTERVALFORWEBPARTS	Time Interval for Portal webparts using Carousel in milliseconds. For completely removing interval set it to false.	V	10000
Edit	PRTL5	CAROUSELTIMEINTERVALFORWEBPARTS	Time Interval for Portal webparts using Carousel in milliseconds. For completely removing interval set it to false.	V	10000
Edit	RPTSVC	CAROUSELTIMEINTERVALFORWEBPARTS *** Missing Entry ***			
Edit	RPTSVC18	CAROUSELTIMEINTERVALFORWEBPARTS *** Missing Entry ***			

Go to page:

page 1 of 2

[next](#)

Portal Graphics

When your Portal is hosted in a CampusNexus Cloud environment, your Portal administrator does not have access to upload branding files and cannot reset IIS either. Please contact Anthology Inc. Support (1-800-483-9106) to accomplish the tasks related to updating branding files or resource files for internationalization.

Icons

The new Portal uses standard Font-Awesome icons, a standard representation of data which will make your Portal presentation more consistent and modern. **Do not** change these icons.

Graphic Elements

Follow these steps to begin branding the Portal by updating the graphic elements. Review the [Graphic Element Constraints](#) before you begin.

1. Open the Portal folders on the server: **CMCPortal\Public\global\images**
2. You will be saving your changes by overwriting the files in the global\images folders. As a precaution, first save the global folder as **globalbackup**. You can reinstate the original global folder at any time should you need to.
3. Copy and paste your new graphics into the appropriate folders in **CMCPortal\Public\global\images**, replacing the default graphic elements.

Graphic Element Constraints

Portal is designed to enable you to easily update graphic elements. Think of the default Portal as a template, and follow these rules when updating graphic elements:

- Use the same file name as the graphic being replaced.
- Render the graphic in the appropriate format.
- Keep the graphic within the size specifications. Refer to the table [CMCPortal\Public\global\images](#) for exact sizes in pixels.
- Most icons must be kept within the 15 x 15 pixel range.
- **Do not** update images in the **CMCPortal\Images** folder.
- You can update the images in the **CMCPortal\Public\global\images** folder. This folder contains three sub-folders:
 - **Apply**: This folder holds images for the Applicant Portal.
 - **Icons**: This folder holds icons for multiple Portal types.
 - **Reg**: This folder holds graphic elements for the online registration feature.

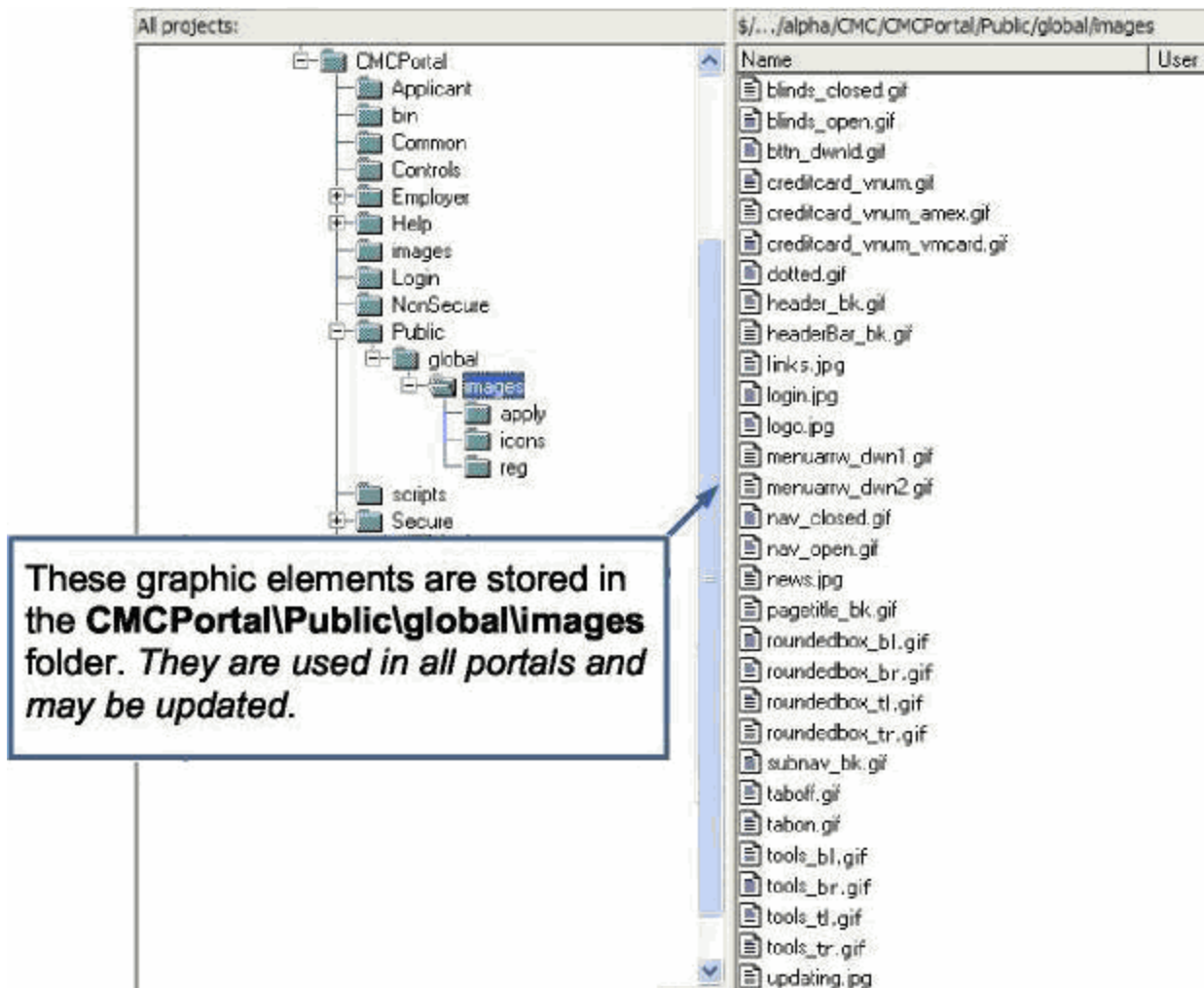
Graphic Element Folders

CampusPortal Images Folder

The **CMCPortal\images** folder is used to store default Portal graphic elements that are tied to programming controls. **Do not** update them.

Global Images Folder

The **CMCPortal\Public\global\images** folder is used to store default Portal graphic elements that may be updated to create the institution's brand or theme. It is recommended that you copy this global folder, rename it to **globalbackup** and then save your updated graphic elements in the appropriate sub folder in the CMCPortal\Public\global\images folder.



Student STS Images Folder

The **CMCStudentSTS\Public\Images** folder is used to update the Student Portal login page. All of the steps in this document to add images apply to the Student STS images; just the location of the images are different for the Student Portal login page.

The following table defines graphic elements in the **CMCPortal\Public\global\images** folders.

- The *Image* column shows the actual graphic.
- The *Name* columns shows the file name associated with the graphic
- The *Tooltip* column shows the text that is displayed when the cursor hovers over the graphic.
- The *Pixels* column shows the size to which the graphic must be kept.
- The *Description* column indicates the use of the graphic.
- The *Class* column shows the class applied to the image in the style sheet.

CMCPortal\Public\global\images

Image	Name	Tooltip	Pixels	Description	Class
	Logo.png	empty	216x60	Transparent image. The color of the image is white. If you want to use a light background for the header, use another logo having color blue or any other color.	navbar-brand1, img-responsive
	Img1.jpg	empty	198x152	Minimum width should be 198x152 This is used for branding.	Img-responsive
	Img2.jpg	empty	198x152	Minimum width should be 198x152 This is used for branding.	Img-responsive
	Img3.jpg	Empty	198x152	Minimum width should be 198x152 This is used for branding.	Img-responsive
	Img4.jpg	Empty	198x152	Minimum width should be 198x152 This is used for branding.	Img-responsive
	Icon1.png	Empty	68x68	Transparent image The color of the icon will change according to the background color of the header.	tab_icon, navbar-default
	Icon2.png	Empty	68x68	Transparent image The color of the icon will change according to the background color of the header.	tab_icon, navbar-default

Image	Name	Tooltip	Pixels	Description	Class
	Icon3.png	Empty	68x68	Transparent image The color of the icon will change according to the background color of the header.	tab_icon, navbar-default
	Icon4.png	Empty	68x68	Transparent image The color of the icon will change according to the background color of the header.	tab_icon, navbar-default
	login_img1.jpg	Branding Image	523x423	Minimum width should be 523x423 This is used for branding.	img-responsive, login_img
	News.jpg	Empty	High resolution image	This is used for web part background.	
	Advisor.jpg	Empty	High resolution image	This is used for web part background.	
	Stories.jpg	Empty	High resolution image	This is used for web part background.	

Portal Style Sheets

You can brand the default CampusPortal™ theme by updating the style sheets. CampusPortal's flexibility enables you to change the text properties to harmonize with your institution's conventions to create your brand or theme.

When your Portal is hosted in a CampusNexus Cloud environment, your Portal administrator does not have access to upload branding files and cannot reset IIS either. Please contact Anthology Inc. Support (1-800-483-9106) to accomplish the tasks related to updating branding files or resource files for internationalization.

Update the default Portal style sheet

1. Using a text editor such as Microsoft™ WordPad or Notepad™, open the portal style sheet **bootstrap.css** from the following folder:

CMCPortal\Public\global\css.

2. Save changes by overwriting the bootstrap.css file. As a precaution, first save the bootstrap.css as **originalbootstrap.css**. You can reinstate the original style sheet at any time should you need to.

Notes:

- The following style sheets are examples of changes to text color, link color, and page header color. Changes for colors only are mainly done in the **bootstrap.css**.
- Any font-size, font type, and layout related changes that have to be common across all new themes must be placed in the **main.css**.

Examples

```
.navbar-default .navbar-text
{
color: #fff !important;
}

a
{
color: #3e3e3e;
}

.navbar-default
{
background-color: #174e80;
border-color: #e7e7e7;
}
```

Note:Any addition of custom classes must be kept above the Media Queries comment tag.

```
/******MEDIA QUERIES******/
```


Example

The following code changes the font-size of web part content. The custom class used is wp_txt.

```
.wp_txt {  
font-size: 12px;  
color: #ffffff;// defined to keep the color same across all the themes  
}
```

Left menu padding is mandatory in the main.css.

To assign a default color, add the same class in the bootstrap.css. If you place the color attribute in the main.css, it will remain the same for all themes.

main.css

```
.left_menu {  
padding: 10px !important;  
background-color: rgba(0, 0, 0, 0.31);  
}
```

bootstrap.css

```
.left_menu  
{  
background-color: rgb(12, 52, 88) !important;  
}
```

Update the custom classes for Bootstrap

A few custom classes are used to override some of the Bootstrap classes. The custom classes are added in a separate css file named bootstrap_custom.css.

If the Bootstrap theme is changed, the custom classes will have to be changed to have the similar look and feel.

The impacted areas are highlighted for each of the classes. For more details, see [Custom Classes for Default Scheme](#).

Add a reference to the bootstrap_custom.css

1. On the App server, browse to the folder **CMCPortal\Public\global\css**.
2. Open **bootstrap.css** in edit mode, add the following line at the top, and save the file.

```
@import url('bootstrap_custom.css');
```

```
1  /*!
2  * Bootstrap v3.3.7 (http://getbootstrap.com)
3  * Copyright 2011-2016 Twitter, Inc.
4  * Licensed under MIT (https://github.com/twbs/bootstrap/blob/master/LICENSE)
5  */
6  /*! normalize.css v3.0.3 | MIT License | github.com/necolas/normalize.css */
7  @import url('bootstrap_custom.css');
8  html {
9      font-family: sans-serif;
10     -webkit-text-size-adjust: 100%;
11     -ms-text-size-adjust: 100%;
12 }
13 body {
14     margin: 0;
15 }
16 article,
17 aside,
18 details,
19 figcaption,
20 figure,
21 footer,
22 header,
23 hgroup,
24 main,
25 menu,
26 nav,
27 section,
28 summary {
29     display: block;
30 }
```

Update the default Portal Right to Left style sheet

Ready-made themes are not available online for right to left alignment based languages like Arabic.

Note: For any custom classes added in bootstrap.css (classes with color attribute only) or main.css (classes with text-align:left and float:left, change the text alignment to :right) and add the same class to the bootstrap-arabic.css.

Example

bootstrap.css

```
.Quick_link {
color: #ffffff;
}
```

main.css

```
.left
{
text-align:left;
}
```

bootstrap-arabic.css

```
.Quick_link {
color: #ffffff;
}
```

bootstrap-arabic.css

```
.left
{
text-align:right!important;
}
```

All alignments should change from left to right. Decorate alignment with the **!important** attribute.

Bootstrap Themes

Bootstrap themes can be applied to Portal pages and Student STS pages.

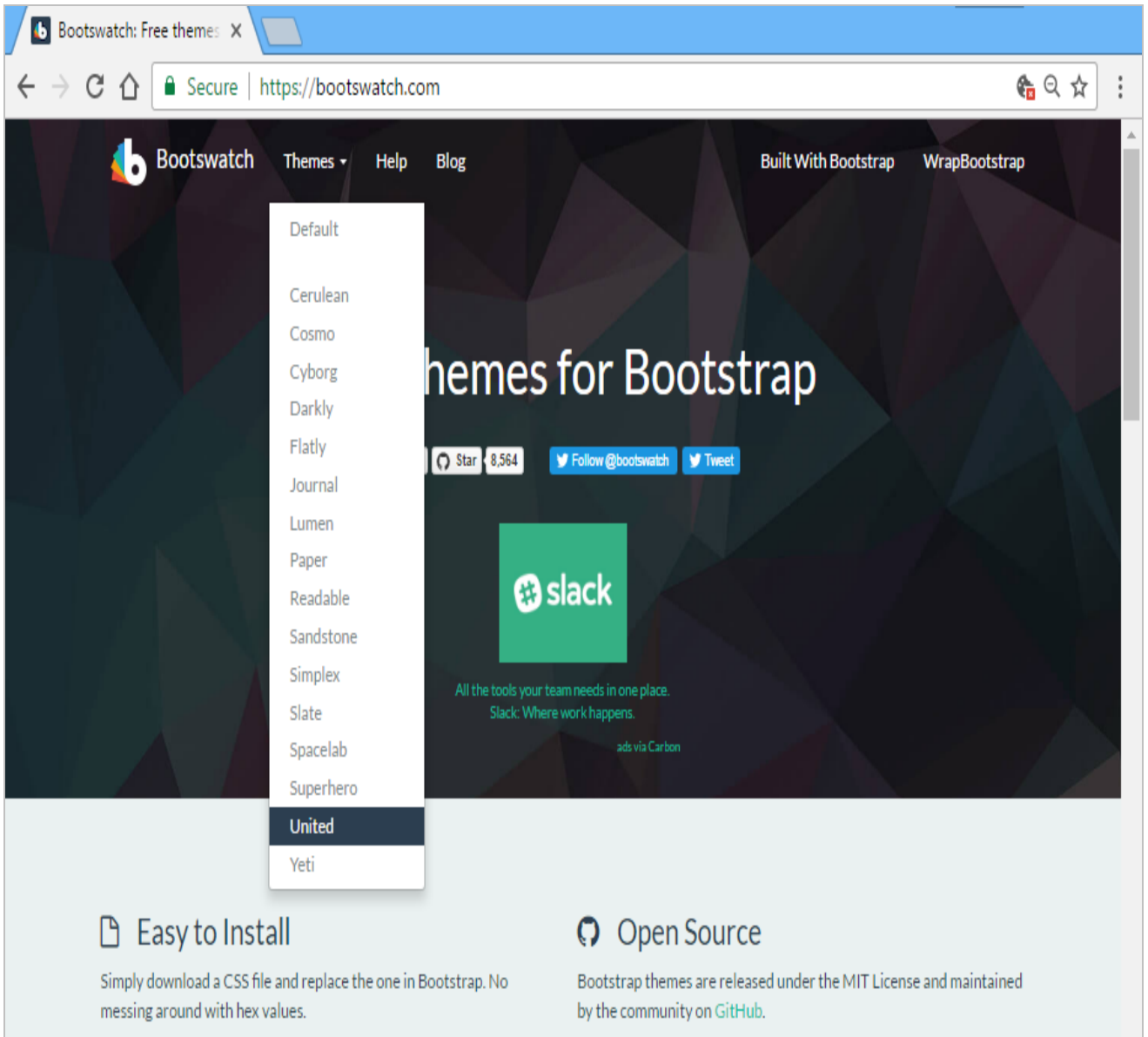
When your Portal is hosted in a CampusNexus Cloud environment, your Portal administrator does not have access to upload branding files and cannot reset IIS either. Please contact Anthology Inc. Support (1-800-483-9106) to accomplish the tasks related to updating branding files or resource files for internationalization.

Apply a Theme to Portal Pages

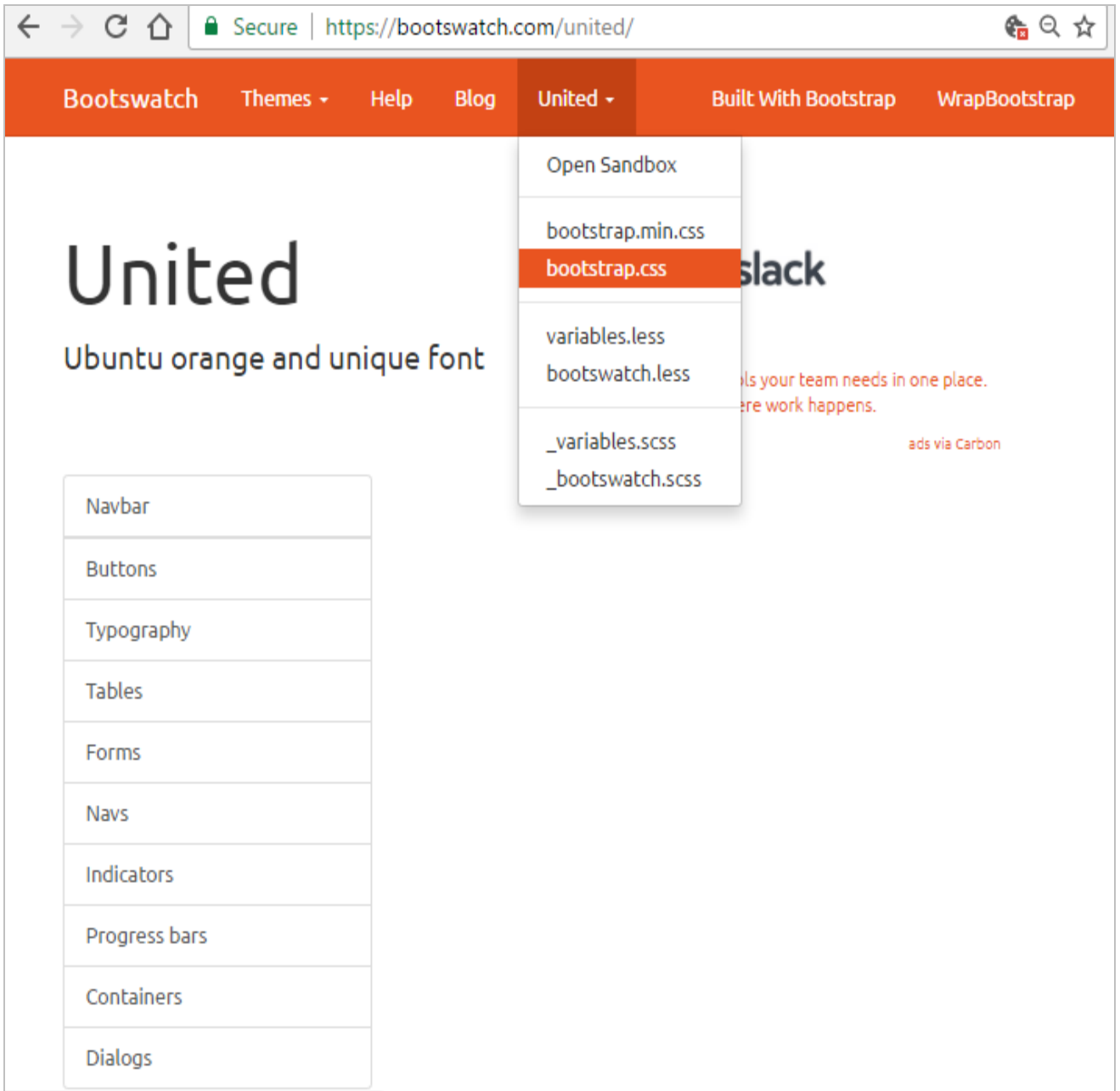
To change the Bootstrap theme applied to the Portal web pages, perform the following steps.

1. Go to <https://bootswatch.com/3/> and click on the **Themes** drop-down.

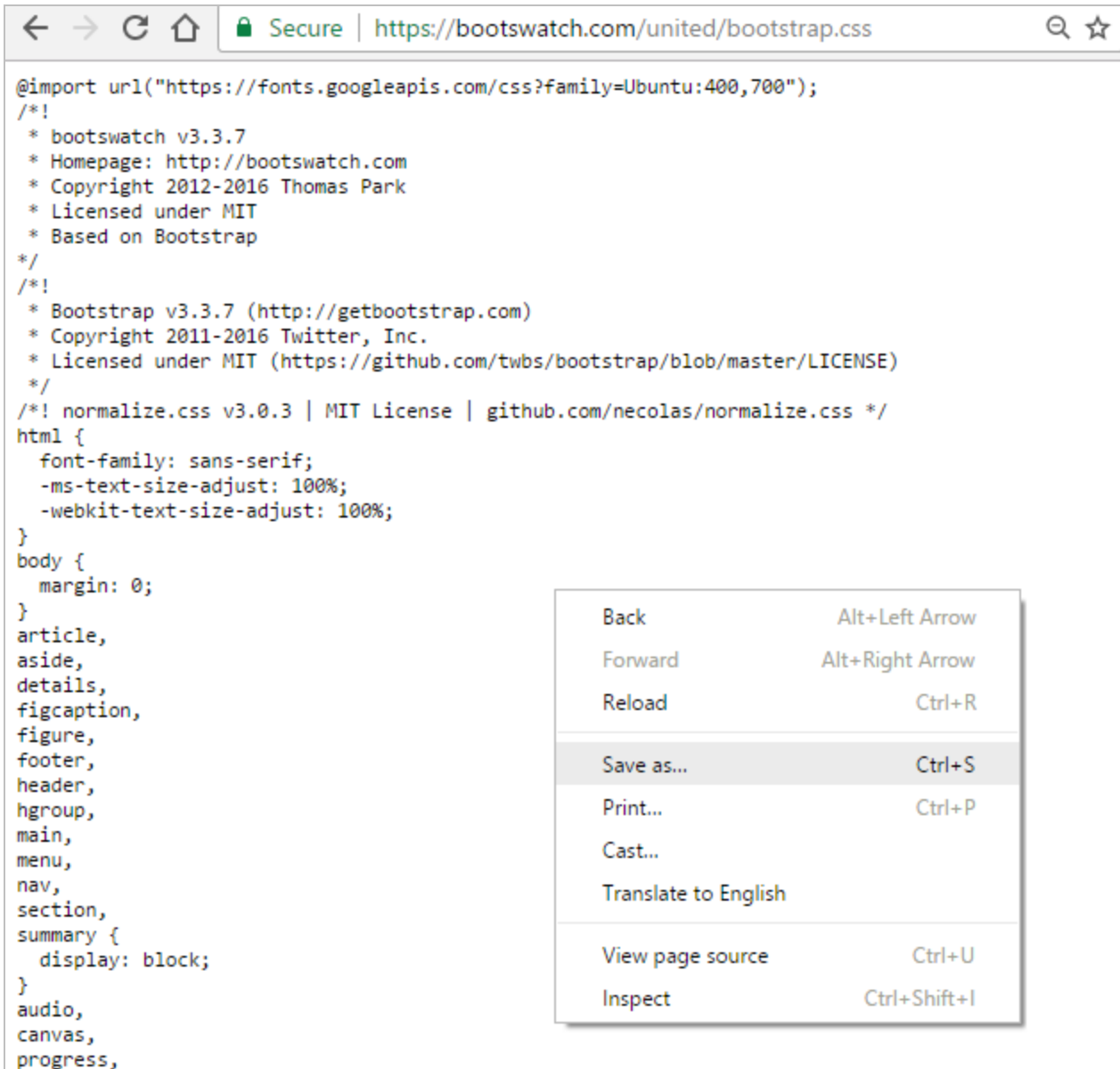
Note: The themes available at <https://bootswatch.com/> are not compatible with Portal. You must use the themes for Bootstrap version 3 at <https://bootswatch.com/3/>.



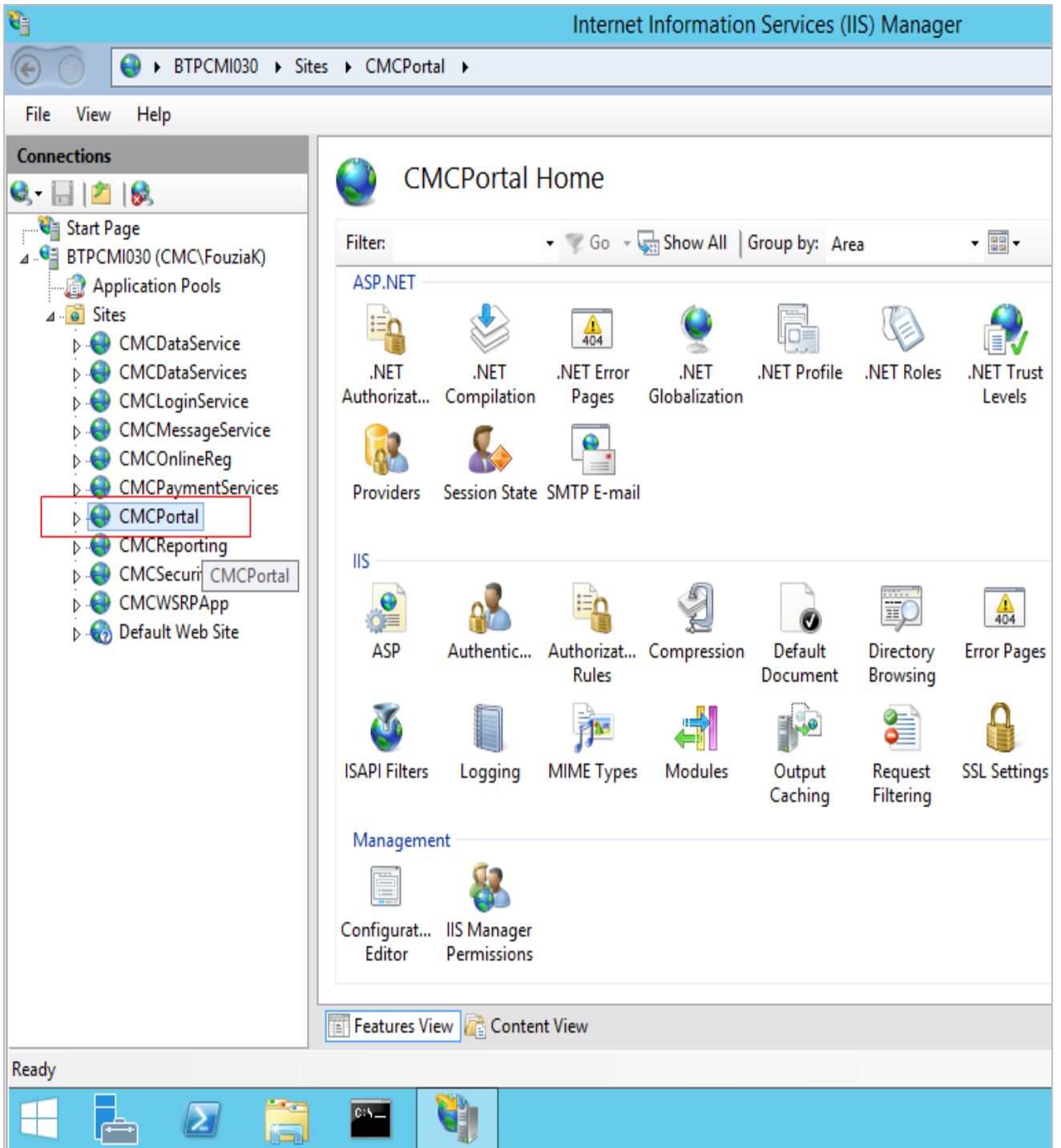
2. In this example, we are selecting the **United** theme.
3. Click on the **United** drop-down and select **bootstrap.css**.



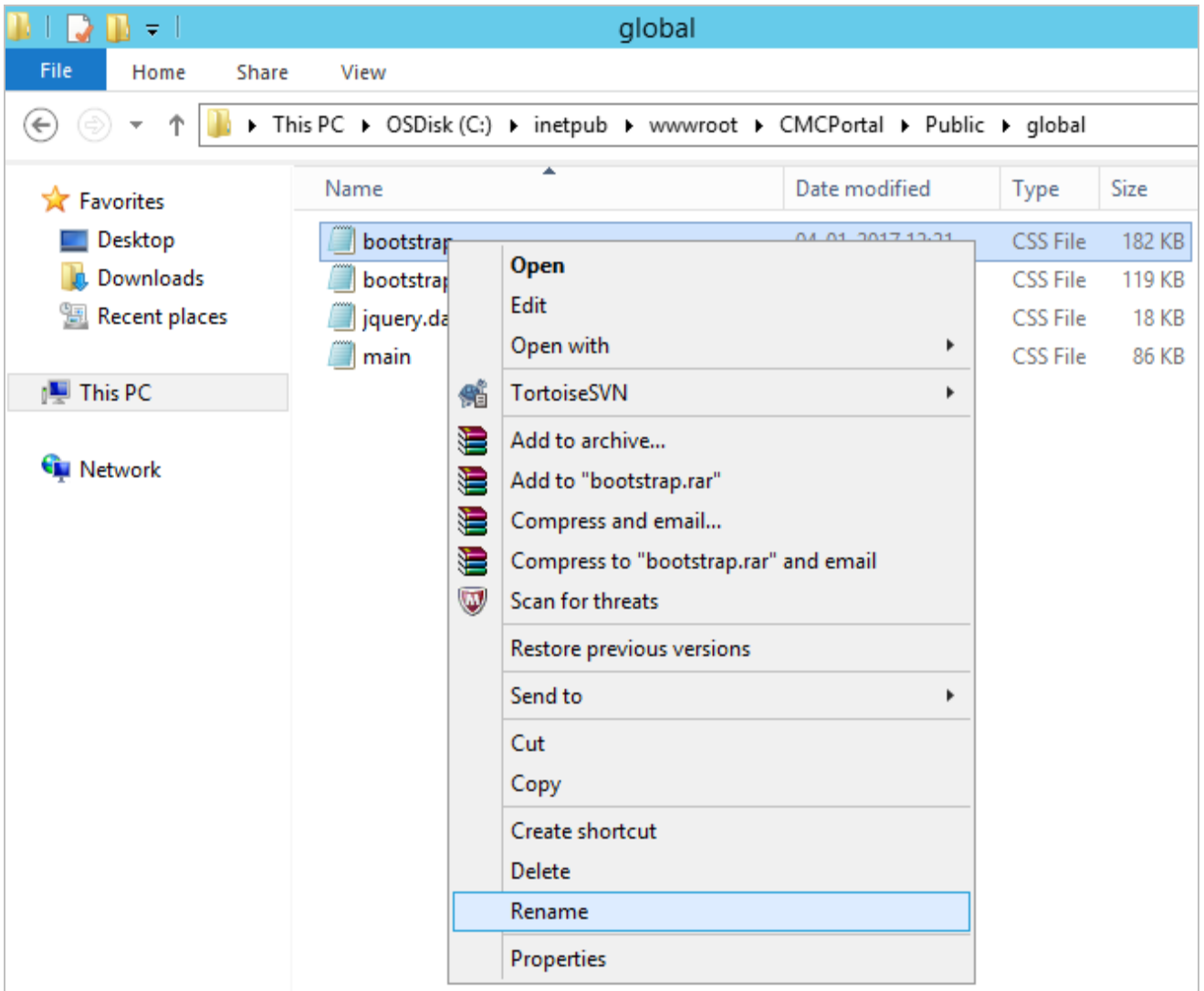
4. Once you click on bootstrap.css, you will see the CSS Code. Right-click and select **Save as**. Keep the file name and file type Cascading Style Sheet Document (.css).



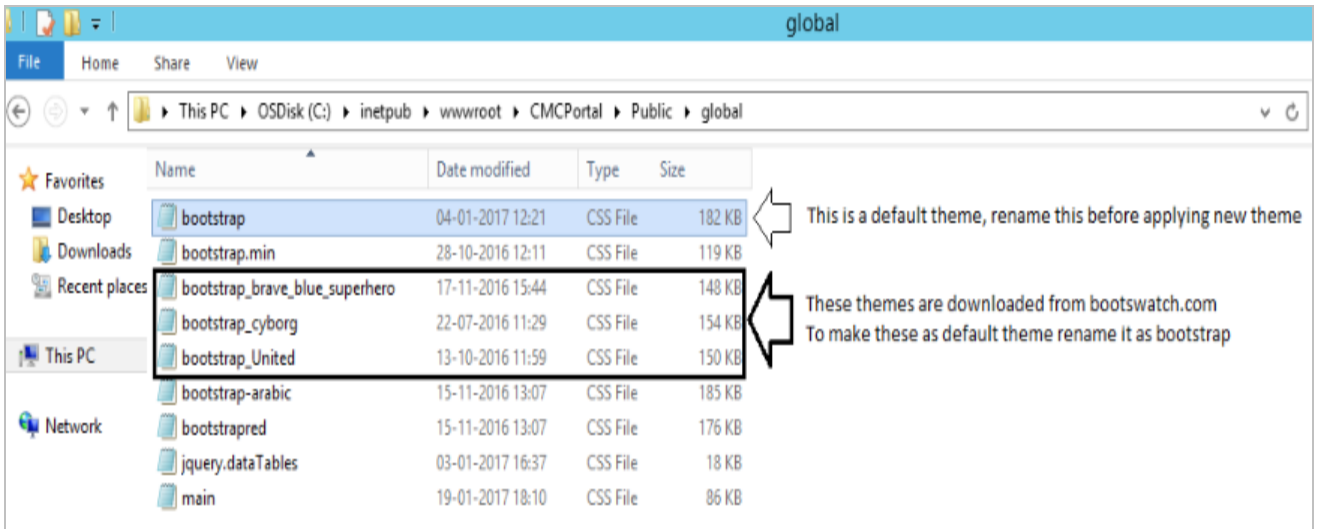
5. Open a **Remote Desktop Connection** and log in to the server that hosts your Portal.
6. Open **Internet Information Services (IIS) Manager** on the server and locate the hosted application **CMCPortal**.



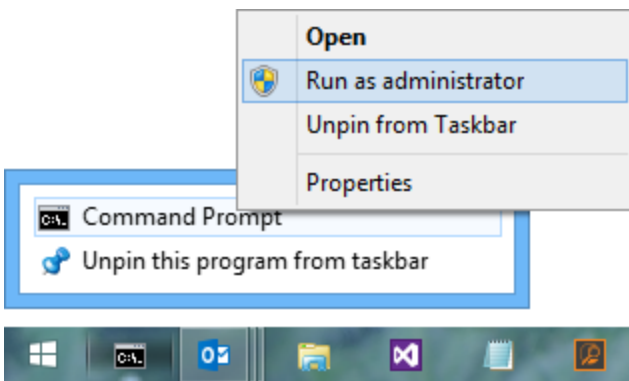
7. Right-click on **CMCPortal** and select **Explore**.
8. Navigate to the **Public\global\css** folder. You will see the bootstrap.css file in the global folder.
9. Right-click the existing **bootstrap.css** and rename it.



10. Paste in the bootstrap.css that was downloaded for the select theme. The new bootstrap theme name must be **bootstrap.css**.



- Right-click on the Command Prompt and select **Run as administrator**.



- In the Command Prompt, type **iisreset** and run the command.
- To verify that the new theme is applied, type the Portal URL in your browser and press **Ctrl+F5** to refresh the page.

Apply a Theme to Student STS Pages

The Student Portal Login, Create New Account, and Forgot Password pages are hosted on the CMCTestStudentSTS site. To keep the look and feel for Portal pages and Student STS pages in sync, we recommend using same theme for the CMCTestPortal and CMCTestStudentSTS sites on IIS.

For the CMCTestStudentSTS site, follow the same steps mentioned above for applying a theme to the CMCTestPortal site.

Copy the new **bootstrap.css** to the **~/Public/Global/CSS** folder of the **CMCTestStudentSTS** site.

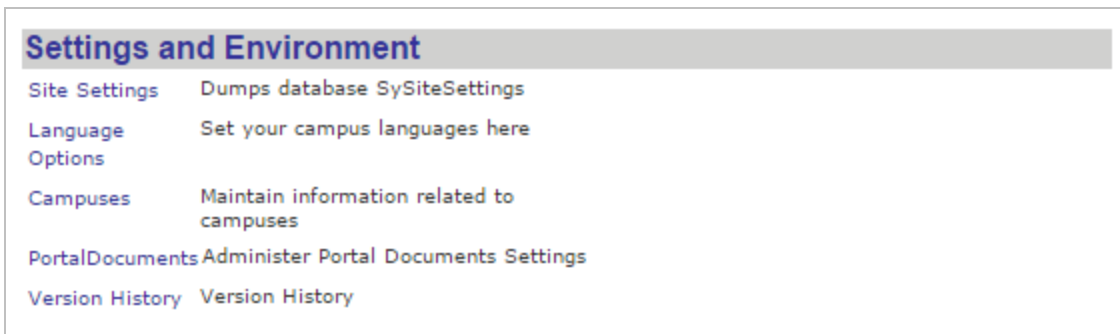
Internationalization

Perform the following procedures to apply internationalization features to your Portal.

When your Portal is hosted in a CampusNexus Cloud environment, your Portal administrator does not have access to upload branding files and cannot reset IIS either. Please contact Anthology Inc. Support (1-800-483-9106) to accomplish the tasks related to updating branding files or resource files for internationalization.

Add a new language

1. Access the **Portal Admin Console** and log in using the credentials provided.
2. In the Settings and Environment tab, click on **Language Options**.



3. You will be redirected to the **Language.aspx** page.
4. Enter the **New Language** and **Language Code** and click **Add**.

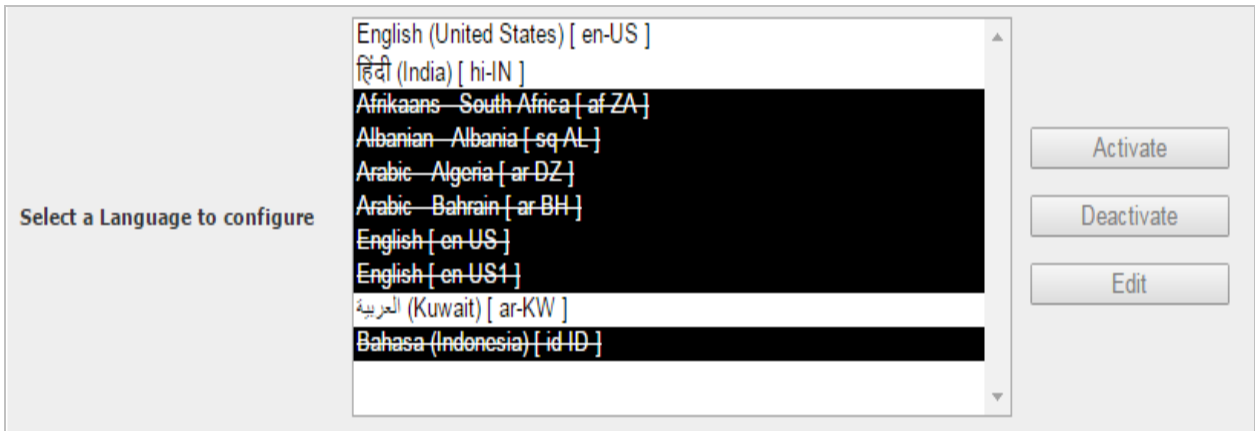
In the tool below you will be able to add / remove languages which will be applicable throughout the portal

Add New Language here	<input type="text" value="English"/>	
Add new Language Code here	<input type="text" value="en-US"/>	<input type="button" value="Add"/>

5. Verify that the newly added language is activated for the Portal.

Activate or deactivate a language

1. Access the **Portal Admin Console** and log in using the credentials provided.
2. In the Settings and Environment tab, click on **Language Options**.
3. You will be redirected to the **Language.aspx** page.
4. Select a language from the list of inserted languages.

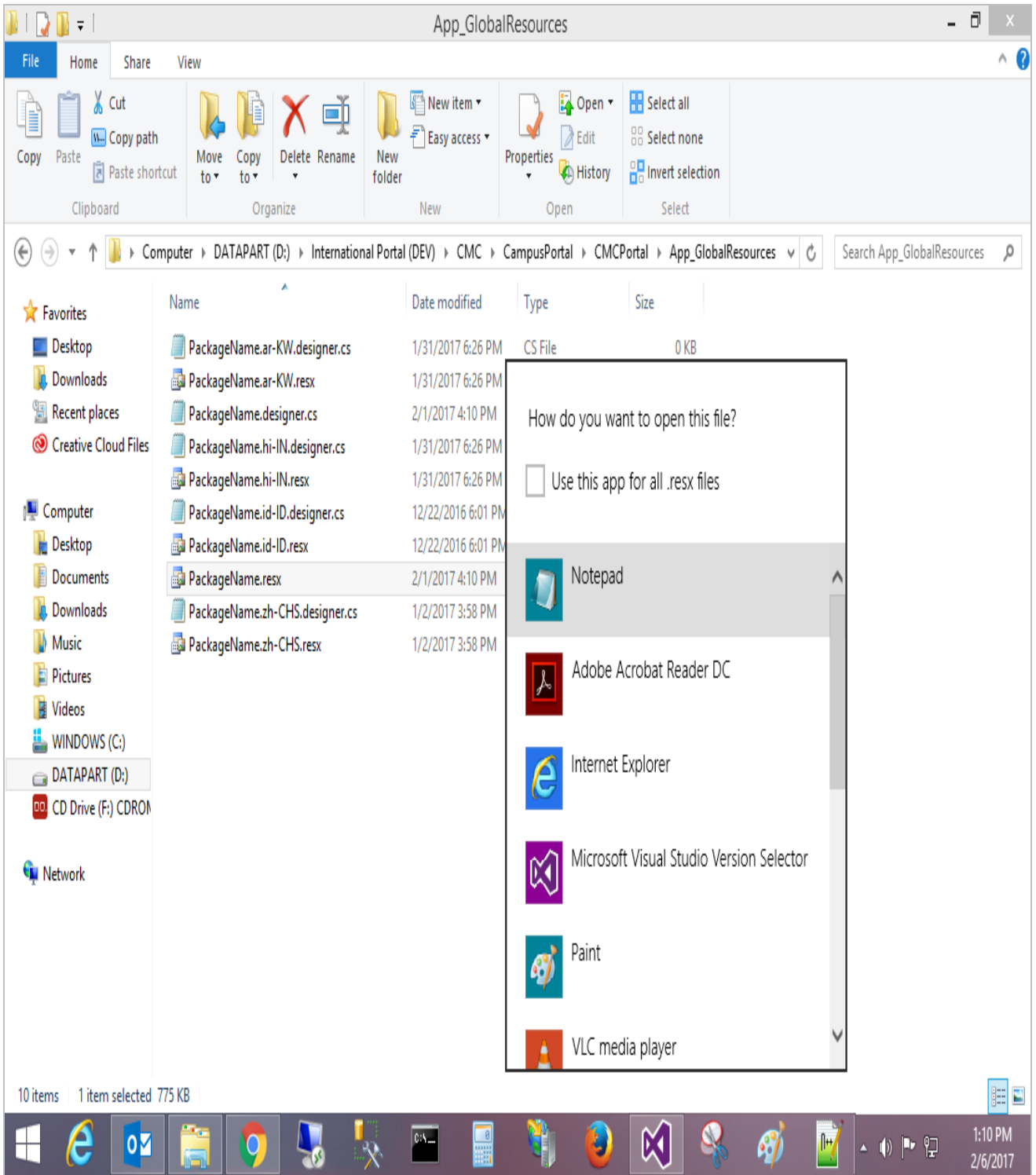


5. Click **Activate** to activate a language or click **Deactivate** to deactivate a language. Once deactivated, the language will be removed from language drop-down control in Portal. End-users will have to reload the page in Portal to see the changes.

Change the text of labels and titles

Note: These changes need to be carried out in all the language resource files.

1. Using a text editor such as Microsoft™ WordPad or Notepad™, open the following file: **App_GlobalResources\PackageName.resx**.

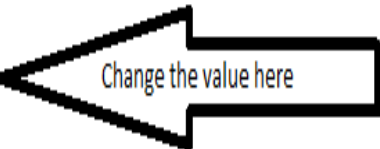


2. Change the labels and titles by editing the text within the <value>... </value> tags.

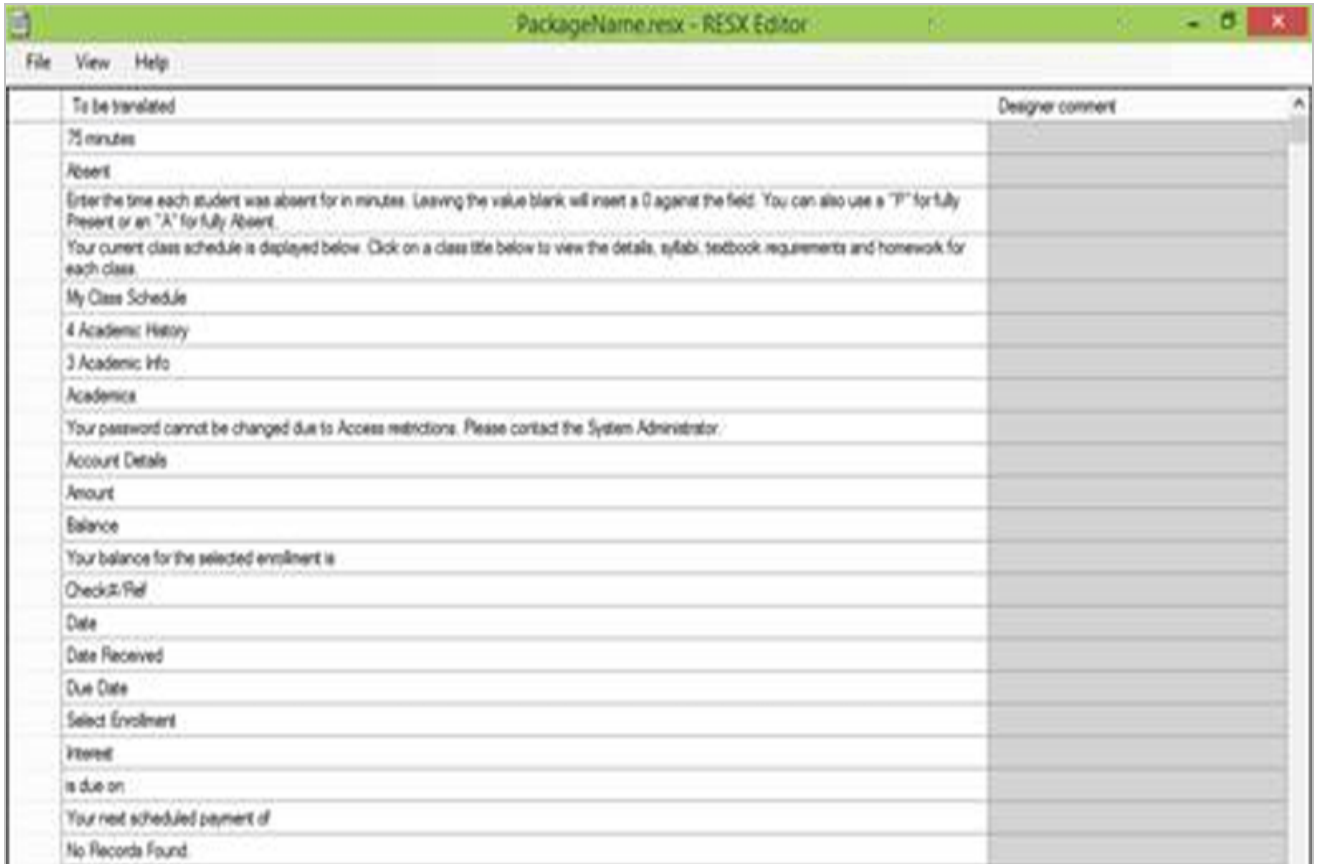
```

<data name="AccessRestriction" xml:space="preserve">
  <value>Your password cannot be changed due to Access restrictions. Please contact the System Administrator.</value>
</data>
<data name="AccInfoAccountDetail" xml:space="preserve">
  <value>Account Details</value>
</data>
<data name="AccInfoAmount" xml:space="preserve">
  <value>Amount</value>
</data>
<data name="AccInfoBal" xml:space="preserve">
  <value>Balance</value>
</data>
<data name="AccInfoBalance" xml:space="preserve">
  <value>Your balance for the selected enrollment is</value>
</data>
<data name="AccInfoCheckRef" xml:space="preserve">
  <value>Check#/Ref</value>
</data>
<data name="AccInfoDate" xml:space="preserve">
  <value>Date</value>
</data>
<data name="AccInfoDateReceived" xml:space="preserve">
  <value>Date Received</value>
</data>
<data name="AccInfoDueDate" xml:space="preserve">
  <value>Due Date</value>
</data>
<data name="AccInfoEnrollment" xml:space="preserve">
  <value>Select Enrollment</value>

```



You can open `packageName.Resx` file in any open source resource file editor and convert the values in particular language. Save the file as per naming convention `PackageName.Languagecode.resx`.



Add/change configurable values from the Portal Admin Console in the resource file

These changes will be applicable only to the resource files for languages other than English. For English, the configurable values will be always retrieved from the Config Tool Settings.

When a student or staff member visits the application, based on default language, the respective resource file is loaded into the application using resource manager and all labels are bound.

1. Log in to the Portal Admin Console and navigate to **Site Settings**.
2. Locate **UseResourceFileForDBValues** and set the value to **true** or **false**.

If UseResourceFileForDBValues is set to *true*, the page title, description, portal messages, page wise messages,

and security questions configured in the Portal Admin Console are retrieved from the resource files.

CAMPUS™ Portal Admin Console (BTPCMI031) Logout →

Home Page

Site Settings

SqlConnectionC2K: data source=btpcmi030; initial catalog=Portal_C2000_171; Persist Security Info=True

Site: Descrepancies: Category: Filter:

	Site	Key	Description	Cat	Value
Edit	LOGIN	USERRESOURCEFILEFORDBVALUES *** Missing Entry ***			
Edit	PAYSVC	USERRESOURCEFILEFORDBVALUES *** Missing Entry ***			
Update	PRTL	USERRESOURCEFILEFORDBVALUES	Use Resource file for values configured in Portal Config tool ?	Value ▾	true
Cancel					
Edit	PRTL15	USERRESOURCEFILEFORDBVALUES	Use Resource file for values configured in Portal Config tool ?	V	true
Edit	PRTL18	USERRESOURCEFILEFORDBVALUES	Use Resource file for values configured in Portal Config tool ?	V	true
Edit	PRTL19	USERRESOURCEFILEFORDBVALUES	Use Resource file for values configured in Portal Config tool ?	V	true
Edit	PRTL19\	USERRESOURCEFILEFORDBVALUES	Use Resource file for values configured in Portal Config tool ?	V	true
Edit	PRTL5	USERRESOURCEFILEFORDBVALUES	Use Resource file for values configured in Portal Config tool ?	V	true
Edit	RPTSVC	USERRESOURCEFILEFORDBVALUES *** Missing Entry ***			
Edit	RPTSVC18	USERRESOURCEFILEFORDBVALUES *** Missing Entry ***			

Go to page: page 1 of 2 [next ▶](#)

©2004 Campus Management Corporation. All Rights Reserved. Call Toll-Free: 800.483.9106 Database: 17.1.0.352
Installed: 18.0.0.272

Following are the conventions of various configurable items in the resource file when UseResourceFileForDBValues is set to *true*.

- Title and descriptions:

To Add/Retrieve title and descriptions from the resource file, the convention is "Title_PageTitle_CampusID_wpPageID" and "Description_PageTitle_CampusID_wpPageID".

The PageTitle, CampusId, and wpPageID can be retrieved from the wpCampusPage table in the Portal database.

Example

"Title_AccountInformation_1_9" and "Description_AccountInformation_1_9"

- Portal messages:

To Add/Retrieve portal messages from resource file, the convention is "MessageName_CampusId".

Example

"Login_Error_1"

- Page wise messages:

To Add/Retrieve page wise messages from resource file, the convention is "MessageKey_CampusId_PageID".

Example

"FacultyDesc_1_1"

- Security questions:

To Add/Retrieve Security questions from Resource file, the convention is "SecurityQuestion_Role_SecurityQuestionId".

Example

"SecurityQuestion_APPL_12"

For the list of configurable values from the Portal Admin Console along with the conventions described above, see [ConfigTool Messages in Resource File](#).

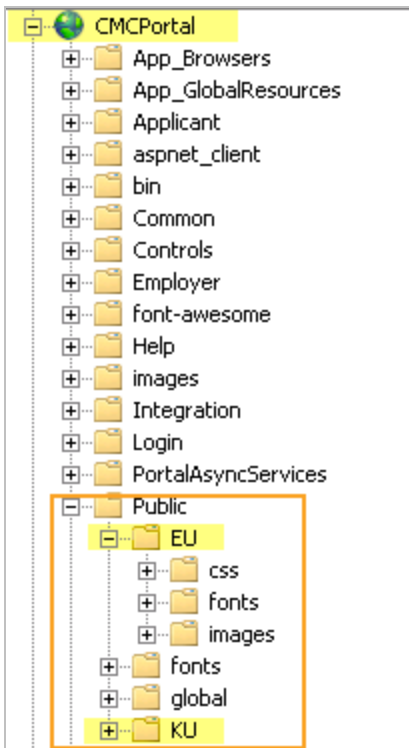
Branding for Multiple URLs

Institutions may require distinct branding for multiple campuses. The campus-specific branding needs to be applied to all Portal pages and to the log on and authentication pages in Student STS. Each Portal instance will have a unique URL.

When your Portal is hosted in a CampusNexus Cloud environment, your Portal administrator does not have access to upload branding files and cannot reset IIS either. Please contact Anthology Inc. Support (1-800-483-9106) to accomplish the tasks related to updating branding files or resource files for internationalization.

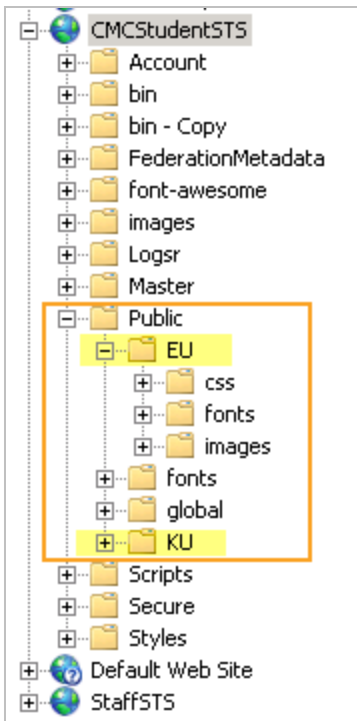
To implement the branding for multiple URLs, perform the following steps:

1. On the server that hosts the Portal application, navigate to **CMCPortal\Public**.
2. Create folders for each Portal instance. In our example, the Portal instances that have unique branding are **EU** and **KU**.
3. Create folders for **css**, **fonts**, and **images** and place the branding files in the folders for each of the Portal instances.



4. Navigate to **CMCStudentSTS\Public**.
5. Create folders for each Portal instance. In our example, the Portal instances that have unique branding are **EU** and **KU**.
6. Create folders for **css**, **fonts**, and **images** and place the branding files in the folders for each of the Portal

instances.



7. Access the **Portal Admin Console**.
8. Under **Settings and Environment**, click the **Campuses** link.
9. Locate the campus that is to be associated with a unique branding folder, click **Edit**, specify the name of the branding folder, and click **Update**.

Repeat this step for any other campus that needs to be associated with a unique branding folder. In our example, one campus uses the folder KU, another campus uses the folder EU.

[Home Page](#)

Campuses

21 campuses found

	ID	Description	Branding Folder	Session Timeout	Allow StuNum & PIN for Reg
Edit	1	Campus Management School of Arts	global	30	True
Edit	3	CMC Online	KU	30	False
Update	5	<input type="text" value="CBIT - Branch School"/>	<input type="text" value="EU"/>	<input type="text" value="30"/>	<input type="checkbox"/>
Cancel					
Edit	11	Campus Management School of Artifical Intelligence	global	30	False

Short URLs

When a document link is created from **Portal Admin Console > Portal Documents** by pasting a link into the **Location** field, the link is truncated without warning if it contains more than 128 characters. A truncated link cannot be resolved. A student trying to access the document will receive a "Page not found" error.

Using services like **tinyurl.com** and/or **Bitly.com**, institutions can create shortened links. Students can then navigate to **Student Portal > My Documents** and access the documents by clicking the links displayed in Documentation Center. The shortened links do not expire. They remain valid as long as the service that generated the URL remains up.

Forms Builder Example

Published Forms Builder sequences can have long URLs.

1. Navigate to the Published Sequences and click **Open**.



The link is opened in a browser. In our example, the link is:

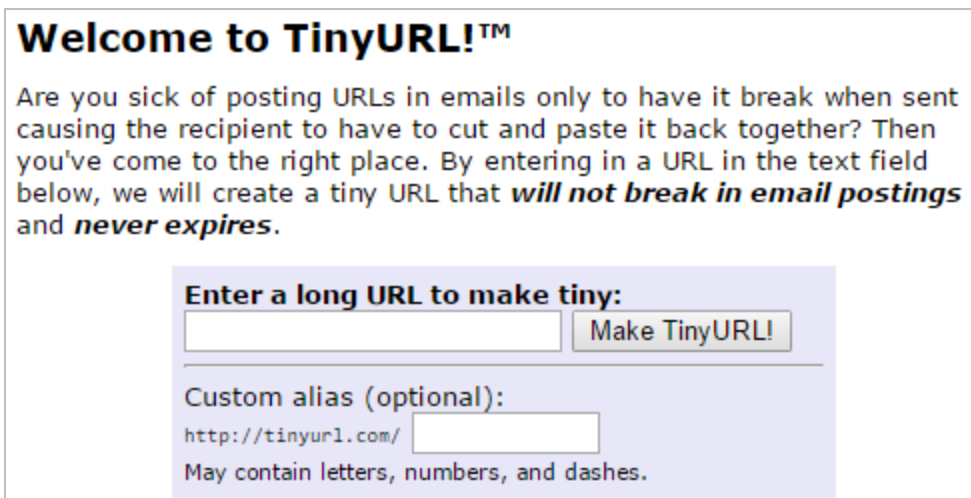
```
https://cltprt110.campusgmt.com:81/Login.aspx?ReturnUrl=%2f%3fwa%3dwsignin1.0%26wtrealm%3dhttp%253a%252f%252fcltprt110.campusgmt.com%253a1003%252feform%252f%26wct%3d2016-04-05T19%253a39%253a33Z%26wreply%3dhttp%253a%252f%252fcltprt110.campusgmt.com%253a1003%252feform%252f%26wctx%3drm%253d0%2526id%253dpassive%2526ru%253d%25252feForm%25252fViewForm%25252f2StepApp%25252f0%26whr%3dhttp%253a%252f%252fcltprt110.campusgmt.com%253a1003%252feform%252f%26AppType%3dRenderer&wa=wsignin1.0&wtrealm=http%3a%2f%2fcltprt110.campusgmt.com%3a1003%2feform%2f&wct=2016-04-
```

05T19%3a39%3a33Z&wreply=http%3a%2f%2fcltprt110.campusgmt.com%3a1003%2feform%2f&wctx=rm%3d0%26id%3dpassive%26ru%3d%252feForm%252fViewForm%252f2StepApp%252f0&whr=r=http%3a%2f%2fcltprt110.campusgmt.com%3a1003%2feform%2f&AppType=Renderer]

2. **Copy** and **paste** this URL into an SQL query window or any editor that has a column/character count. You can see that this URL has 794 characters.



3. Open any browser and enter **tinyurl.com** in the address line.



4. Enter in the 794-character **long URL** and, optionally, the **Custom Alias**. In our example the Custom Alias is *2StepApp* — the name of the Sequence).
5. Click the **Make TinyURL!** button.

A confirmation displays your original URL and the shortened new URL.

TinyURL was created!

The following URL:

```
https://cltprtl10.campusmgmt.com:81/Login.aspx?
ReturnUrl=%2f%3fwa%3dwsignin1.0%26wtrealm%3dhttp%
253a%252f%252fcltprtl10.campusmgmt.com%253a1003%2
52feform%252f%26wct%3d2016-04-
05T19%253a39%253a33Z%26wreply%3dhttp%253a%252f
%252fcltprtl10.campusmgmt.com%253a1003%252feform%
252f%26wctx%3drm%253d0%2526id%253dpassive%2526r
u%253d%25252feForm%25252fViewForm%25252f2StepApp
%25252f0%26whr%3dhttp%253a%252f%252fcltprtl10.cam
pusmgmt.com%253a1003%252feform%252f%26AppType%
3dRenderer&wa=wsignin1.0&wtrealm=http%3a%2f%2fcltpr
tl10.campusmgmt.com%3a1003%2feform%2f&wct=2016-
04-
05T19%3a39%3a33Z&wreply=http%3a%2f%2fcltprtl10.cam
pusmgmt.com%3a1003%2feform%2f&wctx=rm%3d0%26id
%3dpassive%26ru%3d%252feForm%252fViewForm%252f2
StepApp%252f0&whr=http%3a%2f%2fcltprtl10.campusmg
mt.com%3a1003%2feform%2f&AppType=Renderer
```

has a length of 794 characters and resulted in the following TinyURL which has a length of 27 characters:

<http://tinyurl.com/2StepApp>
[\[Open in new window\]](#) [\[Copy to clipboard\]](#)

Or, give your recipients confidence with a preview TinyURL:

<http://preview.tinyurl.com/2StepApp>
[\[Open in new window\]](#)

6. In the Portal Admin Console, click **Portal Documents**.
7. Find the document you wish to associate with your URL and add the **tinyurl** to the **Location** field.

Home Page

Portal Documents

Campus List: 26911

Code	Description	Location	Test
184754	184754	http://www.cnn.com	Open
ALT01	alt01	http://tinyurl.com/4TA2qr0	Open
ALT02	alt02	http://tinyurl.com/2StepApp	Open
ALT03	alt03		Open
ALT04	alt04		Open

8. Test the newly saved shortened URL by clicking **Open**. The Portal login window is displayed. Navigate to the Document Center and click the document link.

Replace STS with Custom STS

The STS is a token service used by (relying parties) Portal and Forms Builder for authentication and account provisioning purposes. The STS is built using Windows Identity Foundation principal and it would be possible to replace the out of the box STS with a Custom STS. This topic outlines the information the Custom STS will have to provide to the relying party applications in terms of claims.

Current Responsibilities of STS

STS is responsible for the following items:

- All the authentication for Portal and Forms Builder (Student, Staff, Applicant, and Employer)
- Initiating Student account creation
- Active Directory exceptions
- Applicant account creation
- Request for Information (RFI)

List of Claims

The following claims should be provided by the Custom STS:

- C2kId
- CampusId
- Email
- EmployerId
- First Name
- Last Name
- Middle Name
- Name
- Role
- StaffId
- StudentId
- UserId
- Username

See the table below for details about the claims.

Claim Types and Detail

The following table lists an example for the required claim type.

Claim Name	Claim Type	Sample Value	Source
C2kId	http://s-chemas.xmlsoap.org/ws/2010/08/identity/claims/c2kid	1234	Portal.wpUser-Relation.C2KId
CampusId	http://s-chemas.xmlsoap.org/ws/2010/08/identity/claims/campusid	1000	Portal.wpUser- .CampusId
Email	http://s-chemas.xmlsoap.org/ws/2010/08/identity/claims/email	bwal- lace@school.com	Portal.wpUser.eMail
EmployerId	http://s-chemas.xmlsoap.org/ws/2010/08/identity/claims/employerid	2000	PIEm- ployerr.PIEmployerrId
First Name	http://s-chemas.xmlsoap.org/ws/2010/08/identity/claims/fname	Benjamin	Portal.wpUser- .FirstName
Last Name	http://s-chemas.xmlsoap.org/ws/2010/08/identity/claims/lname	Wallace	Portal.wpUser- .LastName
Middle Name	http://s-chemas.xmlsoap.org/ws/2010/08/identity/claims/mname	Francis	Portal.wpUser- .MiddleName
Name	http://s-chemas.xmlsoap.org/ws/2010/08/identity/claims/name	bwallace	Portal.wpUser- .UserCode
Role	http://s-chemas.xmlsoap.org/ws/2010/08/identity/claims/userroles	Staff	SySSOCon- fig.UserRoleType
StaffId	http://s-chemas.xmlsoap.org/ws/2010/08/identity/claims/staffid	3000	syStaff.SyStaffId
StudentId	http://s-chemas.xmlsoap.org/ws/2010/08/identity/claims/studentid	4000	syStudent.SyStudentId
UserId	http://s-chemas.xmlsoap.org/ws/2010/08/identity/claims/userid	5000	Portal.wpUser.UserId
Username	http://s-chemas.xmlsoap.org/ws/2010/08/identity/claims/uname	benwallace	SySSOToken.UserInfo

Custom HTML Pages

As a Portal administrator, you can create custom HTML pages in Portal. The custom pages will be integrated into the Portal and will be displayed in the main window to the right side of the menu. Users don't need to navigate through external links to access integrated custom pages.

Custom pages can be added to new or existing menu groups. Custom pages need to be associated with the user's menu by enabling the menu transactions for given user roles.

Custom pages can include any type of web content such as text, links, images, and videos. The content is stored in a database table.



When your Portal is hosted in a CampusNexus Cloud environment, if your custom HTML pages contains resources such as images or scripts, please contact Anthology Inc. Support (1-800-483-9106) to have those resources placed in the appropriate folder on the server. Ask Support for the path to those resources so that it is coded properly in your custom HTML pages.

Create Custom HTML Pages

1. Using Internet Explorer, log in to the Portal Configuration tool and access your campus.
2. Navigate to **Menu Groups**.
3. Right-click the Menu Group to which you want to add your custom HTML page and select **New Menu Item**.
4. In the Add Menu Item form, specify the **Menu Item Name**.
5. In the Menu Item Name drop-down list, select **Custom HTML Page** and click **Add Menu Item**.
6. In the left pane, click the new item that was just created. The Menu Item Configuration page is displayed. Note that the External Link Type is Custom HTML Page.
7. Add the **custom HTML content** in the text field provided.

Important:

- The HTML tags in the custom page must **not** include the `<head>`, `</head>`, `<body>`, and `</body>` tags.
- Be mindful of the styles applied in the custom page.

For example, if your custom page contains the following CSS code, the `<div>` sections in all Portal pages will have a green background.

```
<style>
div {
    background-color:green;
```

```
}  
</style>
```

If styling is needed on the custom page, create unique CSS classes. For example:

```
<style>  
div.bg-green {  
    background-color:green;  
}  
</style>
```

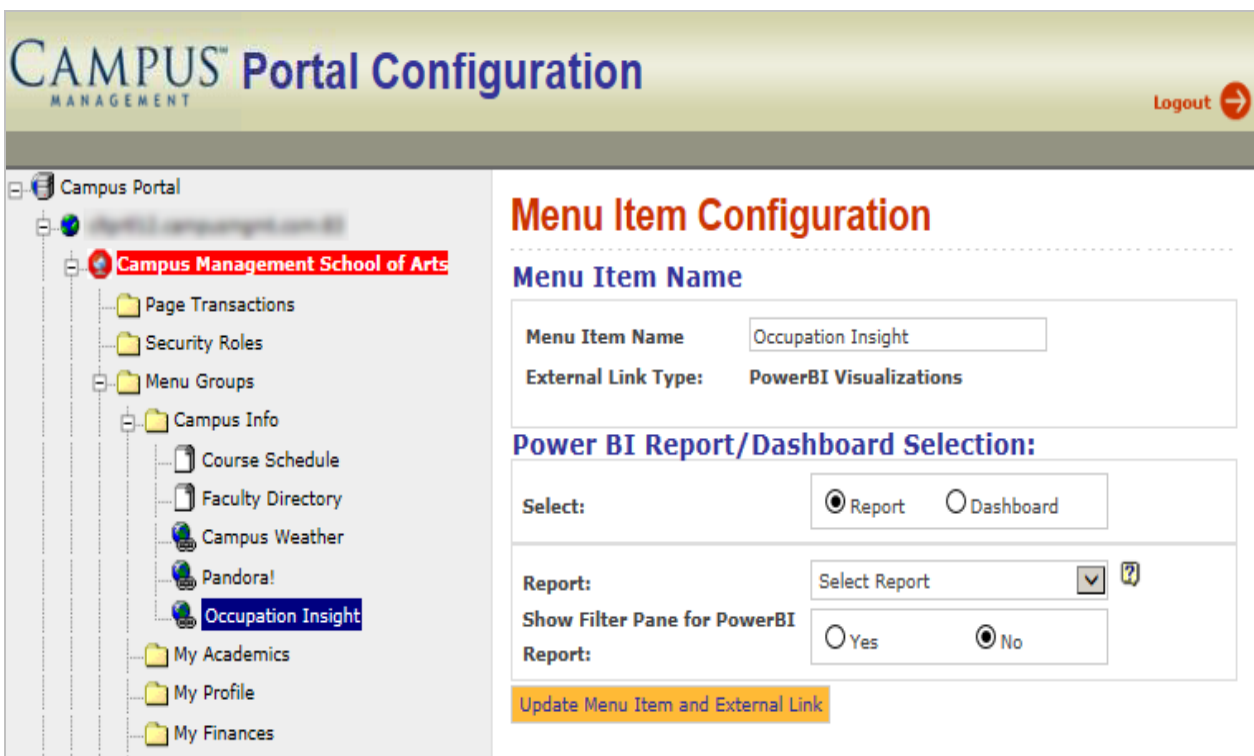
- If your custom page contains resources such as images or scripts, place those resources in the appropriate folder on your Portal server, and make sure the path to those resources is coded properly in the custom HTML page.
 - Be careful to enter valid HTML code in the custom HTML page. The text area on the Menu Item Configuration page does **not** provide any validation of the HTML content. If there are errors on the custom HTML page, the functionality of the entire Portal can be impacted.
8. Click **Update Menu Item and External Link** to save the custom HTML content.
 9. Navigate to **Security Roles** and select the role that is supposed to have access to the custom HTML page (Staff, Student, Applicant, Employer).
 10. In the Menu Transactions and Quick Links Manager section, locate the custom HTML page, select the check boxes in the Add Menu and Quick Link columns (as applicable), and click the **Update Transaction Security** button.
 11. On the Portal server, open the Command Prompt, type **iisreset** and run the command.
 12. Log in to Portal with the appropriate role (Staff, Student, Applicant, or Employer) and click the **My Home Page** link to refresh the pages.
 13. Select the menu item for the custom HTML page and verify that the content is displayed as expected.

Occupation Insight Pages

As a Portal administrator, you can create Occupation Insight pages in Portal. Occupation Insight content is derived from Power BI reports and dashboards about market data around specific career fields that are relevant to the students at your institution. The Occupation Insight pages will be integrated into the Portal and will be displayed in the main window to the right side of the menu. Users don't need to navigate through external links to access these pages.

Occupation Insight pages can be added to new or existing menu groups. The pages need to be associated with the user's menu by enabling the menu transactions for given user roles.

1. Using Internet Explorer, log in to the Portal Configuration tool and access your campus.
2. Navigate to **Menu Groups**.
3. Right-click the Menu Group to which you want to add Occupation Insight page and select **New Menu Item**.
4. In the Add Menu Item form, specify the **Menu Item Name**.
5. In the Menu Item Name drop-down list, select **Power BI Visualizations** and click **Add Menu Item**.
6. In the left pane, click the item that was just created. The Menu Item Configuration page is displayed. Note that the **External Link Type** is **Power BI Visualizations**.



7. In the Power BI/Dashboard Selection area, under "Configure Report/Dashboard Using", select **Occupation**

Insight.

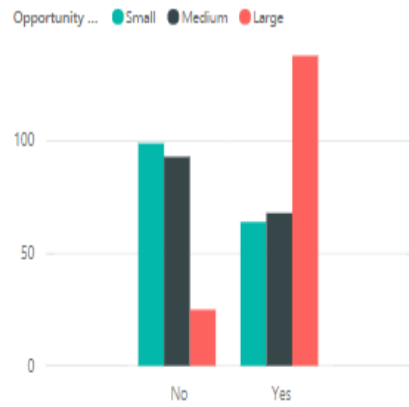
8. In the "Workspace (Institution only)" drop-down list, select your institution's **Workspace**.
9. In the "Select Type" options, select **Report** or **Dashboard**.
 - If you chose Report, select a **report name** in the Report drop-down list and select **Yes** or **No** in the Show Filter Pane for Power BI Report field.
 - If you chose Dashboard, select a **dashboard name** in the Dashboard drop-down list.
10. Click **Update Menu Item and External Link** to save the menu item settings.
11. Navigate to **Security Roles** and select the role that is supposed to have access to the Occupation Insight page (Staff, Student, Applicant, Employer).
12. In the Menu Transactions and Quick Links Manager section, locate the Occupation Insight page, select the check boxes in the Add Menu and Quick Link columns (as applicable), and click the **Update Transaction Security** button.
13. On the Portal server, open the Command Prompt, type **iisreset** and run the command.
14. Log in to Portal with the appropriate role (Staff, Student, Applicant, or Employer) and click the **My Home Page** link to refresh the pages.
15. Select the menu item for the Occupation Insight page and verify that the content is displayed as expected.
The image below shows an example of an Occupation Insight report.

- Campus Info
 - Course Schedule
 - Faculty Directory
 - Campus Weather
 - Online Calendar
 - PowerBI DB Report
 - Custom HTML
- Online Application
- My Academics
- Transfer Credits
- Financial Aid
- My Housing
- My Profile
- Message Center
- My Finances
- My Financial Aid
- My Documents
- My Career
- External Links
- My Personal Info

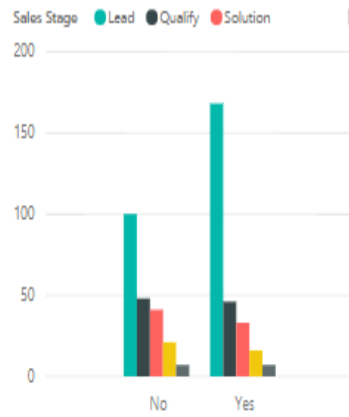
My Home Page 0 Holds 9 Alerts 32 Appointments Thursday, March 01, 2018

Opportunity Count Overview

Opportunity Count by Partner Driven and Opportunity Size



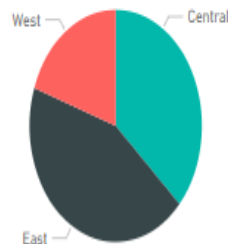
Opportunity Count by Partner Driven and Sales Stage



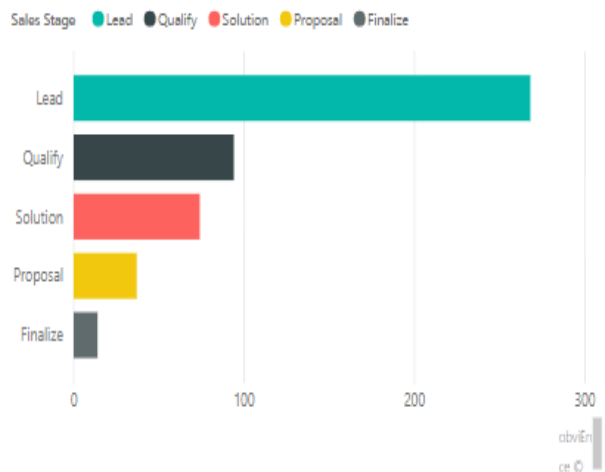
Partne...
 No
 Yes

487
Opportunit...

Opportunity Count by Region



Opportunity Count by Sales Stage



- Opportunity Count
- Revenue Overview
- Region Stage Counts
- Upcoming Opportunities

Mobile Version of Power BI/Occupation Insight Reports

When an Power BI or Occupation Insight report is configured for display in the Student Portal or Faculty Portal, the Portal will detect whether or not the user is logged in via a mobile device.

- If mobile layout exists for report, the mobile layout will be rendered.
- If mobile layout does not exist for report, the regular (desktop) layout will be rendered.

When the Portal is launched in a desktop, the report will be rendered in desktop layout regardless of whether or not a mobile layout exists for the report.

Power BI Reports Integration

Portal version 20.0 supports the integration of **any** Power BI reports published on the institution's Power BI workspaces. The institution can add a Power BI account in the Portal Admin Console to grant the account the capability to embed the institution's Power BI reports into the Portal. Previously, institutions were able to embed only Power BI reports associated with Occupation Insight into the Student Portal (see [Occupation Insight Pages](#)).

For example, institutions who use Anthology Inc.'s Analytics product maintain their own Power BI Pro accounts to manage and disseminate reports for the institution. This enhancement enables the institutions to incorporate their Power BI reports into the Student Portal in addition to any Occupation Insight reports.

To integrate Power BI reports, you need to take the following steps:

- Configure a Power BI user account in the Portal Admin Console
- Configure the Power BI reports in the Portal Configuration tool

Configure a Power BI User Account

1. Using Internet Explorer, log in to the **Portal Admin Console**.
2. Click the **Power BI User** link in the Administration section. The Power BI Admin page is displayed. Entries in all fields are required.

CAMPUS Portal Admin Console ([redacted]) Logout

Home Page

Power BI User Admin

Please select a site and enter the user name and password of the PowerBI pro account that will be used to connect to the Power BI workspaces and integrate published reports with Portal.

URL/Site:*

User name :*

Password :*

Client ID :*

©2018 Campus Management Corporation. All Rights Reserved. Call Toll-Free: 800.483.9106 Database: 20.0.0.303 Installed: 20.0.0.55

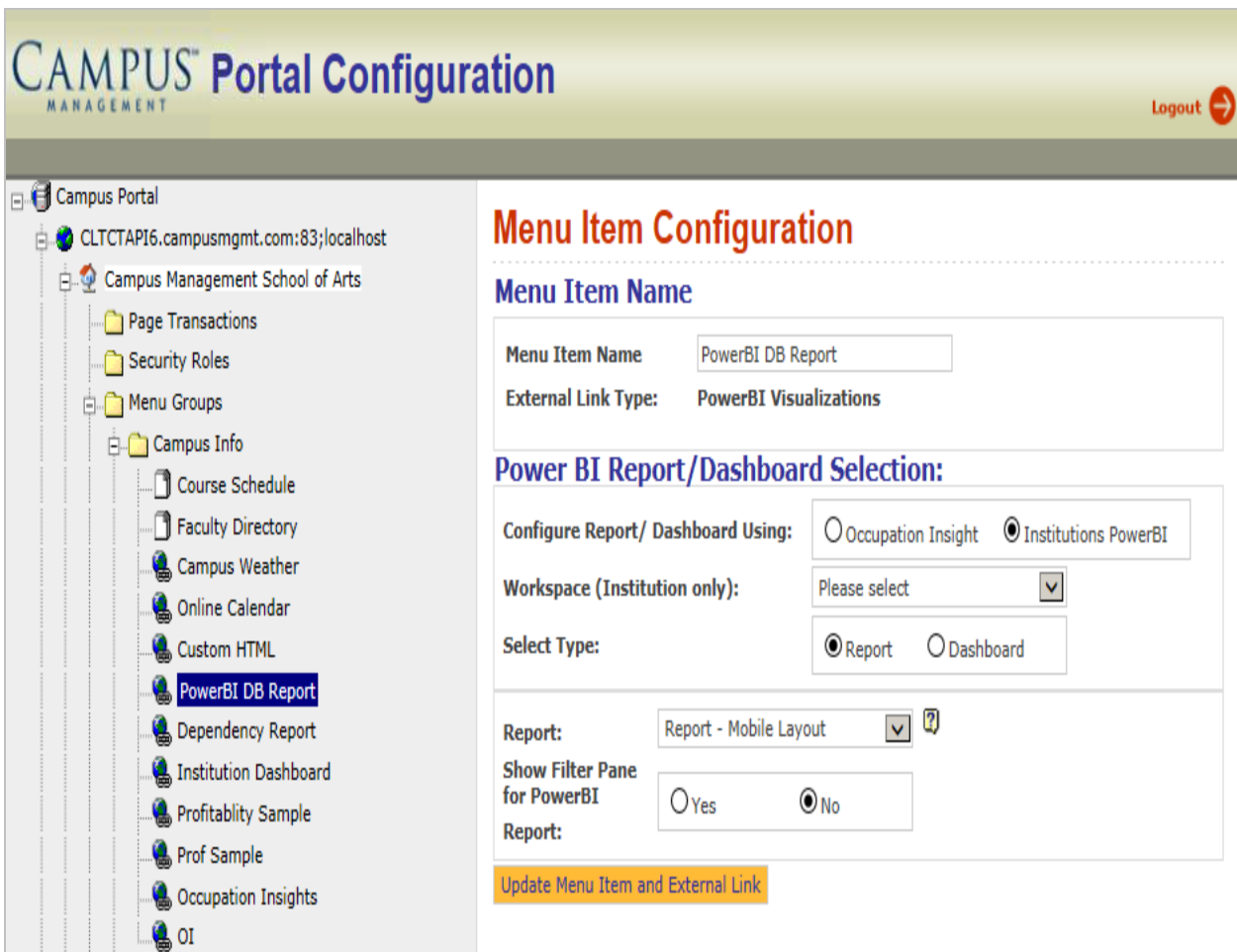
3. Select the **URL/Site** for your portal.
4. Specify the **User name** (max. 50 characters). The User name is expected to be in valid email address format.
5. Specify the **Password** (max. 50 characters).
6. Specify the **Client ID**. The Client ID is expected to be a valid GUID.
7. Click **Save**. The credentials are encrypted and saved in the wpURL table.

After a Power BI user account has been configured, all Power BI workspaces that the user account has access to will be available for selection when adding a Power BI page to the Student Portal (see [Configure Power BI Reports](#)).

Institutions should provision a Power BI user account that has appropriate access to workspaces that contain reports/dashboards that should be made available to students and/or faculty users of the Portal.

Configure Power BI Reports

1. Using Internet Explorer, log in to the Portal Configuration tool and access your campus.
2. Navigate to **Menu Groups**.
3. Right-click the Menu Group to which you want to add Power BI reports and select **New Menu Item**.
4. In the Add Menu Item form, specify the **Menu Item Name**, e.g., PowerBI DB Report.
5. In the Menu Item Name drop-down list, **select Power BI Visualizations** and click **Add Menu Item**.
6. In the left pane, click the item that was just created. The Menu Item Configuration page is displayed. Note that the **External Link Type** is **Power BI Visualizations**.



7. In the Power BI/Dashboard Selection area, under "Configure Report/Dashboard Using", select **Institution's Power BI**.
8. In the "Workspace (Institution only)" drop-down list, select your institution's **Workspace**.
9. In the "Select Type" options, select **Report** or **Dashboard**.
 - If you chose Report, specify a **Report ID** for the Power BI report to be displayed for this link and select **Yes** or **No** in the Show Filter Pane for Power BI Report field.
 - If you chose Dashboard, select a **dashboard name** in the Dashboard drop-down list.
10. Click **Update Menu Item and External Link** to save the menu item settings.
11. Navigate to **Security Roles** and select the role that is supposed to have access to the Power BI page (Staff, Student, Applicant, Employer).
12. In the Menu Transactions and Quick Links Manager section, locate the Power BI page, select the check boxes in the Add Menu and Quick Link columns (as applicable), and click the **Update Transaction Security** button.
13. On the Portal server, open the Command Prompt, type **iisreset** and run the command.

14. Log in to Portal with the appropriate role (Staff, Student, Applicant, or Employer) and click the **My Home Page** link to refresh the pages.

Note: If you are using the Chrome browser, make sure that third party cookies are allowed. This setting is required to access Power BI reports.

15. Select the menu item for the Power BI page and verify that the content is displayed as expected.

The image below shows an example of a Power BI report.

Links - Internet Explorer

http://... Links

CAMPUS MANAGEMENT

Hello [User] ! Show Quick Links... Choose Language: English (United States) Logout Help

My Home Page Recent Students [Dropdown] Find Student Wednesday, December 19, 2018

- Campus Info
 - Course Schedule
 - Faculty Directory
 - Campus Weather
 - PowerBI DB Report
 - Dependency Report
 - Profitability Sample
 - Institution Dashboard
- Campus Calendar
- Financial Aid
- My Profile
- Contact Manager
- Message Center
- My Students
- My Classes
- My Personal Info

SkillClusterName	SkillCode	Ski
Clinical Data Management	O1004202	Cli
Clinical Data Management	O1011544	Cli
Clinical Data Management	O1013319	Cli
Clinical Informatics	O1001099	Ep
Clinical Informatics	O1001867	Cli
Clinical Informatics	O1012113	EP
Clinical Informatics	O1012392	Me
Clinical Informatics	O1013329	Ce
Clinical Research	O1002962	Cli
Clinical Research	O1006807	Cli
Clinical Research	O1008057	Cli
Clinical Research	O1010933	Cli
Clinical Research	O1012912	Cli
Cloud Solutions	O1002602	Cit
Cloud Solutions	O1002842	So
Cloud Solutions	O1010049	An
Cloud Solutions	O1013562	VN

SkillActive	SkillClusterName	SkillCode	SkillName
True	Clinical Informatics	O1007313	System Im
True	Clinical Informatics	O1012113	EPIC softw
True	Clinical Informatics	O1012392	Meditech
True	Clinical Informatics	O1013329	Cerner
True	Clinical Research	O1002962	Clinical Re
True	Clinical Research	O1004232	Site Monit
True	Clinical Research	O1006807	Clinical De
True	Clinical Research	O1008057	Clinical St
True	Clinical Research	O1009834	Clinical Tri
True	Clinical Research	O1009941	Clinical Re
True	Clinical Research	O1010933	Clinical St
True	Clinical Research	O1012912	Clinical Tri
True	Cloud Solutions	O1002602	Citrix
True	Cloud Solutions	O1002842	Software a
True	Cloud Solutions	O1010049	Amazon W

Mobile Version of Power BI/Occupation Insight Reports

When an Power BI or Occupation Insight report is configured for display in the Student Portal or Faculty Portal, the Portal will detect whether or not the user is logged in via a mobile device.

- If mobile layout exists for report, the mobile layout will be rendered.
- If mobile layout does not exist for report, the regular (desktop) layout will be rendered.

When the Portal is launched in a desktop, the report will be rendered in desktop layout regardless of whether or not a mobile layout exists for the report.

External Application Integration

Path: Portal Configuration Tool > (select URL and campus) > Menu Groups > Add New Item
Portal Configuration Tool > (select URL and campus) > Menu Groups > External Links
Portal > Student/Staff Portal > External Links

Institutions that implement portals desire a level of content and application aggregation that will allow users to access centralized resources within the framework of the portal. The portal is considered a gateway to all relevant online content and services, therefore it would be beneficial to allow users to launch other applications quickly and easily. In other words, institutions should be able to use the Portal for CampusNexus Student to consolidate access to external content and applications within their enterprise.

The rapid adoption of systems, such as course management systems, and online libraries, has resulted in campus constituents accessing a number of online resources. Currently, users of Portal for CampusNexus Student are unable to aggregate content from these various applications into Portal or provide seamless user launching to an external application. Portal currently supports the creation of simple hyperlinks to external applications by requiring additional actions from the user. However, enhanced integration is needed within the Portal framework, including seamless launching to an external application.


This enhancement provides the following features to address these issues:

Portal Configuration	<p>Institutions will be able to define external application pages, which may be used to consume or link to external content or applications.</p> <p>When defining an external application page, which will seamlessly consume/link external content or applications, institutions will be able to define whether the content or application will be loaded within the Portal framework or in a new window.</p> <p>When defining an external link page, which will seamlessly consume/link external applications, institutions will be able to define whether single sign on capability will be accommodated via a “trusted login”.</p>
User (Student, Faculty or Employer)	<p>Users with security access to an external page will be able to view the content and/or application being consumed or linked.</p>
Miscellaneous	<p>When externally linked content or applications cannot be loaded, the system will provide a message if it is configured by the institution.</p> <p>A dependency exists for the single sign-on (SSO) authentication web service. When trusted login is used to achieve seamless single sign-on, modification of the target or destination application will be required.</p>

Configuration Steps

To create and configure the external application page, perform the following steps as Portal administrator:

1. Use Internet Explorer and sign in to the **Portal Configuration** tool.
2. Select a **URL** and **campus**.
3. Navigate to **Menu Groups** and select **External Links**.
4. Right-click External Links and select **New Menu Item**.
5. Specify a **Menu Item Name**, select the **External Link Page** check box, and click **Add Menu Item**.
6. Select the new menu item from the left menu below the 'External Links' label to configure it as follows:
 - a. Select whether the new menu item will be launched as **pop-up**.
 - b. Select the link in the **External Links** box.
 - c. Specify the **Link Title, Description, Target URL**, and **Target URL Name**.
 - d. Configure the External Link as simple content (static content or website without authentication) OR as an external application which would require authentication for seamless login.
 - If the external application is simple content, under Requires Auto-Login (SSO), select **No**.
 - If the external application requires authentication, under Requires Auto-Login (SSO), select **Yes**, and configure the **Auto-login URL, Session Timeout**, and **External Vendor IP Address**.

CAMPUS™ Portal Configuration Logout 

Campus Management School of Arts

- Page Transactions
- Security Roles
- Menu Groups
 - Campus Info
 - My Academics
 - My Profile
 - My Finances
 - My Financial Aid
 - My Students
 - My Classes
 - My Company
 - Jobs
 - My Career
 - Online Application
 - Transfer Credits
 - Financial Aid
 - Message Center
 - My Documents
 - External Links
 - Online Classroom**
 - SSO
 - CornerStone

Menu Item Configuration

Menu Item Name

Menu Item Name:

Launch As Popup: Yes No (only one non-popup link may be specified)

[Update Menu Item](#)

External Links


Below are listed the current external links that have been added for the current menu item


[Add New Link](#) [Delete Link](#)


External Link Information:


Link Title:


Description:


Target URL: 

Target URL Name: 


Requires Auto-Login (SSO): Yes No 

Auto-Login URL: 

Session Timeout: 

External Vendor IP-Address: 

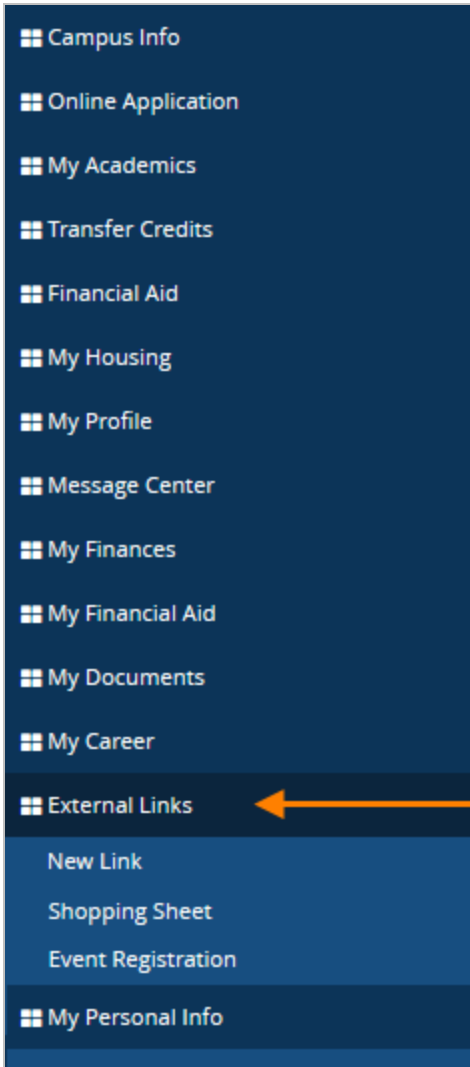
[Update Link](#)

© Copyright 2017 Campus Management Corp. All Rights Reserved. Call Toll Free: 800.483.9106 Version: 18.3.0.61 

7. Click **Update Link** to complete the configuration for an external application page.
8. Repeat the process to add additional menu items.

External Application Display in Portal

Portal users with permission to access external application pages may sign into the Student Portal, Faculty Portal, or Employer Portal and navigate to an external application page.



When the menu item is selected on the left-pane navigation menu, a page will display all available links, which the user will click to navigate to the external application page.

- If the application is being embedded within Portal, the external application page will be displayed in the right pane.
- If the external application is configured a pop-up window, a new window will be displayed.
- If the external application cannot be presented, Portal will display an error message.

The following image depicts how an external application may appear when the pop-up window option is configured. This is a two-step process. The external page cannot be launched directly from the left-pane navigation links.

- Campus Info
- Online Application
- My Academics
- Transfer Credits
- Financial Aid
- My Housing
- My Profile
- Message Center
- My Finances
- My Financial Aid
- My Documents
- My Career
- External Links
- Google
- Shopping Sheet
- Event Registration
- My Personal Info

[My Home Page](#)

[0 Holds](#)

[9 Alerts](#)

[33 Appointments](#)

Wednesday, October 25, 2017

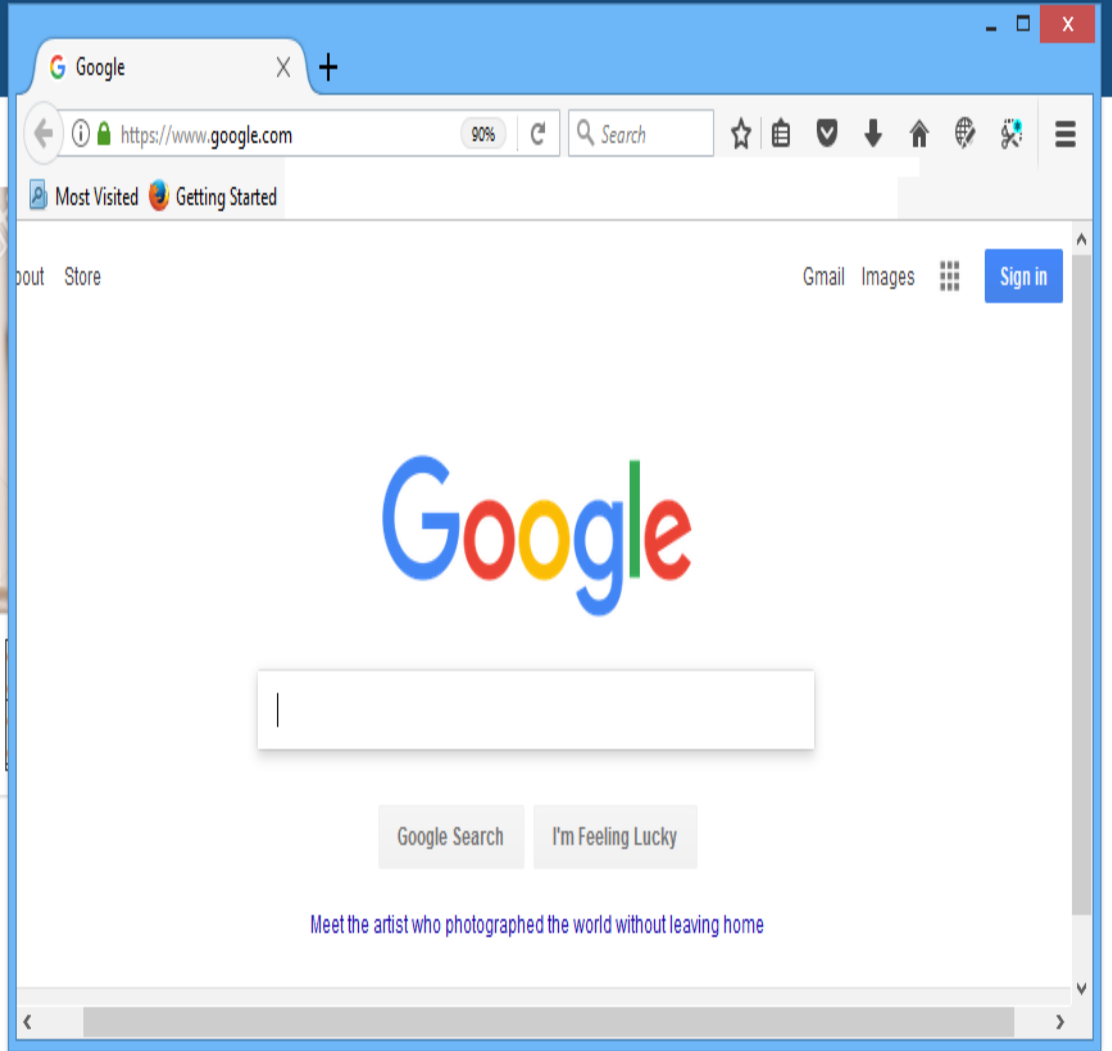


Google

Google

When the user clicks on the Google link shown above, the external application page will appear in a new browser window or in a new browser tab.

- Campus Info
- Online Application
- My Academics
- Transfer Credits
- Financial Aid
- My Housing
- My Profile
- Message Center
- My Finances
- My Financial Aid
- My Documents
- My Career
- External Links
- Google
- Shopping Sheet
- Event Registration
- My Personal Info



External Vendor Requirements

This section provides high level guidance and direction for third party vendors attempting to provide seamless login integration with the Portal for CampusNexus Student.

One of the features of Portal is its ability to seamlessly integrate with external applications that offer protected web content. Traditionally, access to secure content within an external website would likely require a manual intervention by the web user to explicitly login. However, Portal offers third party vendors the option to fully integrate by supporting single-sign-on or seamless login authentication.

The following pages outline the necessary requirements and development tasks that must be achieved by the external vendor to support seamless authentication from Portal.

Background

This section describes the front-end of the Portal web application. These aspects are directly visible to the user and are high-level.

Web Portal

This image depicts the launch page shell that will be displayed if an external application (EA) link has been configured for the given client. The external content is embedded in an IFrame within the Portal window. Note that for security reasons many web sites do not allow being displayed in an IFrame.

The screenshot displays the Campus Management web portal interface. At the top, the logo "CAMPUS MANAGEMENT" is on the left, and navigation links "Hello Kate!", "Show Quick Links...", "Choose Language: English (United States)", "Logout", and "Help" are on the right. Below the header, there are quick links for "My Home Page", "0 Holds", "6 Alerts", and "7 Appointments", along with the date "Thursday, October 26, 2017".

The main content area features a large banner with the text "A COMMUNITY FOR CAMPUS MANAGEMENT CUSTOMERS". The banner background is a network of icons including people, a globe, a mail icon, and a thumbs up. Below the main text, there are two buttons: "BLOGS" (orange) and "FORUMS" (green). Above the banner, there is a search bar with "Log in" and "Register" options, and a secondary navigation bar with "Home", "Blog", and "Forums" links.

On the left side, a dark blue sidebar contains a list of navigation items: "Campus Info", "Online Application", "My Academics", "Transfer Credits", "Financial Aid", "My Housing", "My Profile", "Message Center", "My Finances", "My Financial Aid", "My Documents", "My Career", "External Links", "CNS WebClient", "Google", "FB Designer", "CMC", "SSO", "Shopping Sheet", "Event Registration", and "My Personal Info".

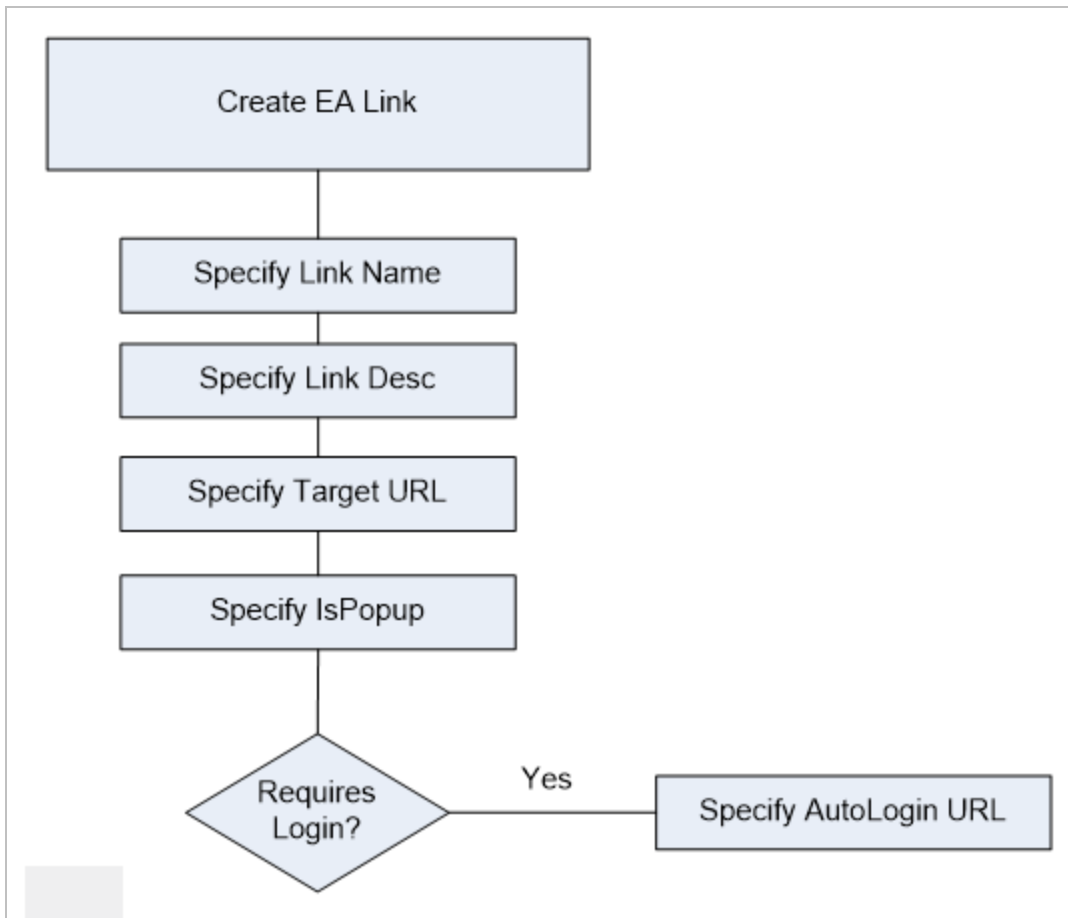
At the bottom of the page, the footer includes "Version: 18.3.0.24" on the left and a series of links: "Home", "Logout", "Help", "Site Index", "Campus Contacts", "Privacy Policy", and "Feedback Form" on the right.

The following image depicts how an external application may appear when a pop-up link is invoked from within Portal (launch page before pop-up occurs). Pop-up displays are a two-step process and cannot be launched directly from the left-pane navigational links.

The screenshot displays the Campus Management Portal interface. At the top, the logo 'CAMPUS MANAGEMENT' is on the left, and user information 'Hello Dwayne!', 'Show Quick Links...', and 'Choose Language: English (United States)' is on the right. Below the header, there are navigation links for 'My Home Page', 'Holds', 'Alerts', and 'Appointments', along with the date 'Wednesday, October 25, 2017'. A sidebar on the left lists various services: Campus Info, Online Application, My Academics, Transfer Credits, Financial Aid, My Housing, My Profile, Message Center, My Finances, My Financial Aid, My Documents, My Career, External Links, Google, Shopping Sheet, Event Registration, and My Personal Info. The 'Google' link in the sidebar is highlighted in blue, and an orange arrow points from it to a search bar in the main content area. The search bar contains the text 'Google'. Below the search bar is a large image of a young woman and a man looking at a tablet. At the bottom of the page, there is a footer with 'Version: 18.3.0.24' and a row of navigation links: Home, Logout, Help, Site Index, Campus Contacts, Privacy Policy, and Feedback Form.

The following image depicts how an external application may appear in a new browser window or tab when a pop-up link is invoked from within Portal .

- Target Page URL Secure page within external application
- Pop-up or Embedded true/false
- ImageURL only applicable to pop-up links



To add an external link:

1. Open the Portal Configuration tool.
2. Navigate to **Menu Groups > External Links**.
3. Right-click External Links and select **New Menu Item**.
4. Specify a **Menu Item Name**, select the **External Link Page** check box, and click **Add Menu Item**.

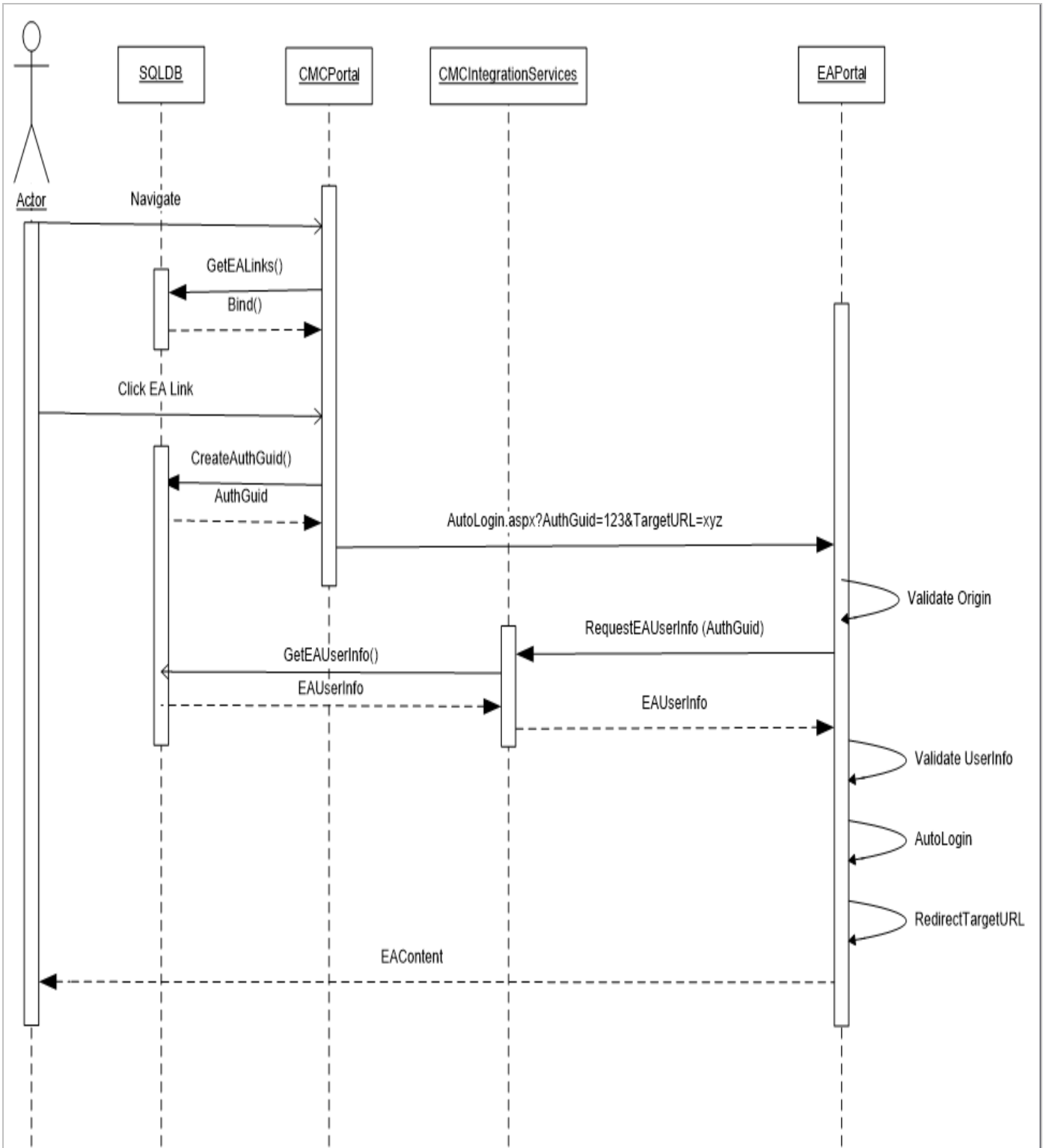
Note: You will need to click on the left pane Menu Group node that was just created in steps 3-4.

5. In the Menu Item Configuration page, fill out the form fields to specify either a static or single sign-on external link, and whether that link should appear as a pop-up or as an embedded display, and complete the External Link Information.

Application Architecture

Users that have already authenticated within Portal, may access external application content via a seamless login methodology. The following sequence diagram depicts the interactions between the end user, Portal, the proposed integration web services, and the external application.

Sequence Diagram – End-to-End Simplification



This simplified diagram shows the interaction between Portal and the external application. When a user attempts to access external content, a time-to-live GUID is created in the CampusNexus Student database and is sent to the

external application to use as a temporary access key into the web services. The external application must support a custom AutoLogin.aspx page and must process the GUID, TargetURL, and orchestrate communications with the integration web service.

The web service is consumed by the external application to request user specific information that facilitates identification of the user, and results in an automatic and seamless login to the external application. The user is then presented with access to external application content.

Security

Interaction with an external application raises several security concerns related to the exposure of confidential information. During the execution of the seamless login transaction, a time-to-live GUID is transferred from Portal to the external application. If not encrypted, the GUID could be intercepted by a third party and used to obtain access to the Integration web services and thereby access a user's confidential information. The following steps should be considered to tighten the security model:

Requirements:

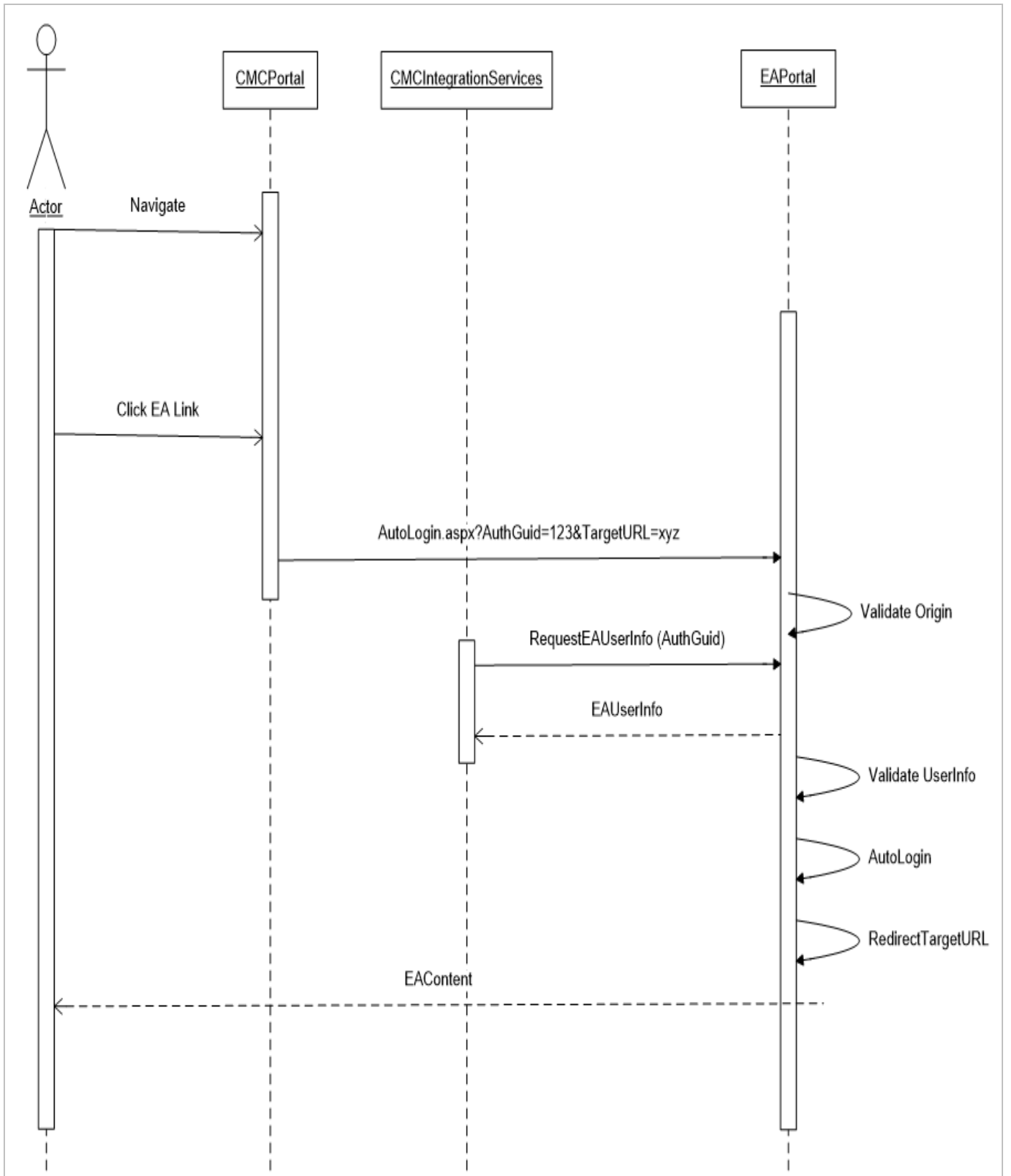
- A. The external application should attempt to validate the source of the page request originating from Portal. All seamless login attempts should be limited to pages within Portal.
- B. Integration web services should attempt to validate the source of the web service request. All requests should be limited to pages within the external application.

External Vendor Integration

In the following sections, we will highlight the requirements and developmental duties placed on the external application provider to fully integrate with Portal.

Simplified Sequence Diagram

The following diagram presents the seamless login sequence. The external application provider must meet certain development tasks to support the seamless integration.



Development Tasks

1. Develop the custom auto-login web page.
 - The page must be capable of receiving the AuthGuid and TargetURL query-string variables.
 - The page need not have any graphical UI components,
2. Validate the origin of the auto-login request.
 - For security reasons, the auto-login page should also validate the source of the request to ensure that it originates from Portal.
 - The auto-login page must execute on a web server with a well known IP address since the integration web service will reject requests made from unknown addresses.
3. Request user authorization data from the integration web service
 - The auto-login page must hold a web reference to the integration web service (see [Integration Web Service WSDL](#)).
 - The RequestUserInfo method should be invoked.
 - The ExternalAuthorization object should be interrogated for a suitable AccessDenyType value of 'SUCCESS'.
4. Use the authorization data to validate the user
 - Once the ExternalAuthorization is successfully returned from the integration web service, the authorization values should be used to authenticate the Portal within the external vendor's internal database.
 - If the authorization data does not form a match, the user should be redirected to a suitable 'Access Denied!' web page.
5. Automatically login the user
 - If the authorization data does form a valid match within the external vendor's database, the user should be automatically logged into the external site.
6. Redirect the user to the secured TargetURL web page
 - If authorized, the user should be redirected to the TargetURL page that was originally passed as a query-string variable to the Auto-Login page during the initial process inception.

Integration Web Service

The integration web service supports a single method called 'RequestUserInfo' which returns a strongly typed business entity called 'ExternalAuthorization' (see [Business Entity Schemas](#)). The third party vendor wishing to seamlessly integrate with Portal must consume this web service when responding to an auto-login request through the utilization of the authorization GUID supplied from the initial Portal request.

The return object can then be used by the third party vendor to decide whether or not to grant the auto-login request.

CMCIntegrationServices

```
{
  [WebMethod]
  ExternalAuthorization RequestUserInfo( string authGuid );
}
```

```
<?xml version="1.0" encoding="utf-8" ?>
<ExternalAuthorization>
  <AccessDenyType>1</AccessDenyType>
  <UserID>1</UserID>
  <RoleType>(RoleType)</RoleType>
  <CampusVuelD>(string)</CampusVuelD>
  <CampusPortallD>(string)</CampusPortallD>
  <StaffCode>(string)</StaffCode>
  <StudentNumber>(string)</StudentNumber>
  <UserCode>(string)</UserCode>
  <FirstName>(string)</FirstName>
  <LastName>(string)</LastName>
  <HomePhone>(string)</HomePhone>
  <WorkPhone>(string)</WorkPhone>
  <CellPhone>(string)</CellPhone>
  <Email>(string)</Email>
  <PostalCode>(string)</PostalCode>
  <SSN>(string)</SSN>
  <CampusList>
    <Campus>
      <CampusID>1</CampusID>
      <Descrip>(string)</Descrip>
    </Campus>
  </CampusList>
  <XmlExtensions>(string)</XmlExtensions>
</ExternalAuthorization>
```

The returned XML business entity (ExternalAuthorization) contains the 'AccessDenyType' enumerated field. If for any reason the web service request fails or is denied, this field will provide an indication as to the cause of the failure. The following values are possible:

Integration Web Service Deny Codes

```
public enum AccessDenyType
{
  NULL = 0,
```



```
SUCCESS = 1, // Access Granted. Success
INVALIDGUID = 2, // Access Denied. Invalid AuthGuid
EXPIREDGUID = 4, // Access Denied. Expired AuthGuid
UNTRUSTEDSOURCE = 8, // Access Denied. Untrusted IPAddress
USERNOTFOUND = 16, // Access Failure. User Not Found
}
```

Note: SOAP exceptions returned from an invocation request may indicate that the web server is either down or unavailable.

Enumerations

[Flags]

```
public enum RoleType
```

```
{
    NULL=0,
    STUDENT=1,
    STAFF=2,
    EMPLOYER=4,
    ADMIN=8,
    NONADMIN = STUDENT | STAFF | EMPLOYER,
    ALL = ADMIN | NONADMIN
}
```

[Flags]

```
public enum AccessDenyType
```

```
{
    NULL = 0,
    INVALIDGUID = 1,
    EXPIREDGUID = 2,
    UNTRUSTEDSOURCE = 4,
    USERNOTFOUND = 8,
    ACCESSDENIED = INVALIDGUID | EXPIREDGUID | UNTRUSTEDSOURCE | USERNOTFOUND
}
```

Business Entity Schemas

ExternalAuthorization.xsd

```
<?xml version="1.0" encoding="utf-8" ?>
<xs:schema id="NewDataSet" xmlns="" xmlns:xs="http://www.w3.org/2001/XMLSchema" xmlns:ms-
data="urn:schemas-microsoft-com:xml-msdata">
<xs:element name="ExternalAuthorization">
<xs:complexType>
<xs:sequence>
<xs:element name="AccessDenyType" type="xs:int" minOccurs="0" />
<xs:element name="CampusVuelD" type="xs:int" minOccurs="0" />
<xs:element name="CampusPortalID" type="xs:int" minOccurs="0" />
<xs:element name="UserID" type="xs:int" minOccurs="0" />
<xs:element name="RoleType" type="xs:string" minOccurs="0" />
<xs:element name="StaffCode" type="xs:string" minOccurs="0" />
<xs:element name="StudentNumber" type="xs:string" minOccurs="0" />
<xs:element name="UserCode" type="xs:string" minOccurs="0" />
<xs:element name="FirstName" type="xs:string" minOccurs="0" />
<xs:element name="LastName" type="xs:string" minOccurs="0" />
<xs:element name="HomePhone" type="xs:string" minOccurs="0" />
<xs:element name="WorkPhone" type="xs:string" minOccurs="0" />
<xs:element name="CellPhone" type="xs:string" minOccurs="0" />
<xs:element name="Email" type="xs:string" minOccurs="0" />
<xs:element name="PostalCode" type="xs:string" minOccurs="0" />
<xs:element name="SSN" type="xs:string" minOccurs="0" />
<xs:element name="DateOfBirth" type="xs:date" minOccurs="0" />
<xs:element name="XmlExtensions" type="xs:string" minOccurs="0" />
<xs:element name="CampusList" minOccurs="0" maxOccurs="unbounded">
<xs:complexType>
<xs:sequence>
<xs:element name="Campus" minOccurs="0" maxOccurs="unbounded">
<xs:complexType>
<xs:sequence>
<xs:element name="CampusID" type="xs:int" minOccurs="0" />
<xs:element name="Descrip" type="xs:string" minOccurs="0" />
</xs:sequence>
</xs:complexType>
</xs:element>
</xs:sequence>
</xs:complexType>
</xs:element>
</xs:sequence>
</xs:complexType>
</xs:element>
</xs:sequence>
```

```
</xs:complexType>  
</xs:element>  
</xs:schema>
```

Integration Web Service WSDL

```
//-----  
// <autogenerated>  
// This code was generated by a tool.  
// Runtime Version: 1.1.4322.2032  
//  
// Changes to this file may cause incorrect behavior and will be lost if  
// the code is regenerated.  
// </autogenerated>  
//-----  
  
//  
// This source code was auto-generated by wsdl, Version=1.1.4322.2032.  
//  
using System.Diagnostics;  
using System.Xml.Serialization;  
using System;  
using System.Web.Services.Protocols;  
using System.ComponentModel;  
using System.Web.Services;  
  
namespace CMC.EAI.TestHarness.Web  
{  
  
    /// <remarks/>  
    [System.Diagnostics.DebuggerStepThroughAttribute()]  
    [System.ComponentModel.DesignerCategoryAttribute("code")]  
    [System.Web.Services.WebServiceBindingAttribute(Name="CMCIntegrationServiceSoap", Namespace=  
e="http://tempuri.org/")]  
    public class CMCIntegrationService : System.Web.Services.Protocols.SoapHttpClientProtocol  
    {  
  
        /// <remarks/>  
        public CMCIntegrationService()  
        {  
            this.Url = "http://localhost/CMCIntegrationService/CMCIntegrationService.asmx";  
        }  
  
        /// <remarks/>  
        [System.Web.Services.Protocols.SoapDocumentMethodAttribute
```

```

("http://tempuri.org/GenerateStudentAuthentication", RequestNamespace="http://tempuri.org", ResponseNamespace="http://tempuri.org", Use=System.Web.Services.Description.SoapBindingUse.Literal, ParameterStyle=System.Web.Services.Protocols.SoapParameterStyle.Wrapped))
public string GenerateStudentAuthentication(string AuthRequest)
{
    object[] results = this.Invoke("GenerateStudentAuthentication", new object[] {
        AuthRequest});
    return ((string)(results[0]));
}

/// <remarks/>
public System.IAsyncResult BeginGenerateStudentAuthentication(string AuthRequest, System.AsyncCallback callback, object asyncState)
{
    return this.BeginInvoke("GenerateStudentAuthentication", new object[] {
        AuthRequest}, callback, asyncState);
}

/// <remarks/>
public string EndGenerateStudentAuthentication(System.IAsyncResult asyncResult)
{
    object[] results = this.EndInvoke(asyncResult);
    return ((string)(results[0]));
}

/// <remarks/>
[System.Web.Services.Protocols.SoapDocumentMethodAttribute("http://tempuri.org/RequestUserInfo", RequestNamespace="http://tempuri.org", ResponseNamespace="http://tempuri.org", Use=System.Web.Services.Description.SoapBindingUse.Literal, ParameterStyle=System.Web.Services.Protocols.SoapParameterStyle.Wrapped)]
[return: System.Xml.Serialization.XmlElementAttribute(Namespace="")]
public ExternalAuthorization RequestUserInfo(string authGuid)
{
    object[] results = this.Invoke("RequestUserInfo", new object[] {
        authGuid});
    return ((ExternalAuthorization)(results[0]));
}

/// <remarks/>
public System.IAsyncResult BeginRequestUserInfo(string authGuid, System.AsyncCallback callback, object asyncState)
{
    return this.BeginInvoke("RequestUserInfo", new object[] {

```

```

authGuid}, callback, asyncState);
}

/// <remarks/>
public ExternalAuthorization EndRequestUserInfo(System.I_asyncResult asyncResult)
{
object[] results = this.EndInvoke(asyncResult);
return ((ExternalAuthorization)(results[0]));
}
}

/// <remarks/>
public class ExternalAuthorization
{

/// <remarks/>
[System.Xml.Serialization.XmlElementAttribute(Form=System.Xml.Schema.XmlSchemaForm.Unqualified)]
public AccessDenyType AccessDenyType;

/// <remarks/>
[System.Xml.Serialization.XmlElementAttribute(Form=System.Xml.Schema.XmlSchemaForm.Unqualified)]
public int CampusVuelD;

/// <remarks/>
[System.Xml.Serialization.XmlElementAttribute(Form=System.Xml.Schema.XmlSchemaForm.Unqualified)]
public int CampusPortalID;

/// <remarks/>
[System.Xml.Serialization.XmlElementAttribute(Form=System.Xml.Schema.XmlSchemaForm.Unqualified)]
public RoleType RoleType;

/// <remarks/>
[System.Xml.Serialization.XmlElementAttribute(Form=System.Xml.Schema.XmlSchemaForm.Unqualified)]
public int UserID;

/// <remarks/>
[System.Xml.Serialization.XmlElementAttribute(Form=System.Xml.Schema.XmlSchemaForm.Unqualified)]
public string StaffCode;

/// <remarks/>
[System.Xml.Serialization.XmlElementAttribute(Form=System.Xml.Schema.XmlSchemaForm.Unqualified)]
public string StudentNumber;

```

```
/// <remarks/>
[System.Xml.Serialization.XmlElementAttribute(Form=System.Xml.Schema.XmlSchemaForm.Unqualified)]
public string UserCode;
```

```
/// <remarks/>
[System.Xml.Serialization.XmlElementAttribute(Form=System.Xml.Schema.XmlSchemaForm.Unqualified)]
public string FirstName;
```

```
/// <remarks/>
[System.Xml.Serialization.XmlElementAttribute(Form=System.Xml.Schema.XmlSchemaForm.Unqualified)]
public string LastName;
```

```
/// <remarks/>
[System.Xml.Serialization.XmlElementAttribute(Form=System.Xml.Schema.XmlSchemaForm.Unqualified)]
public string HomePhone;
```

```
/// <remarks/>
[System.Xml.Serialization.XmlElementAttribute(Form=System.Xml.Schema.XmlSchemaForm.Unqualified)]
public string WorkPhone;
```

```
/// <remarks/>
[System.Xml.Serialization.XmlElementAttribute(Form=System.Xml.Schema.XmlSchemaForm.Unqualified)]
public string CellPhone;
```

```
/// <remarks/>
[System.Xml.Serialization.XmlElementAttribute(Form=System.Xml.Schema.XmlSchemaForm.Unqualified)]
public string Email;
```

```
/// <remarks/>
[System.Xml.Serialization.XmlElementAttribute(Form=System.Xml.Schema.XmlSchemaForm.Unqualified)]
public string PostalCode;
```

```
/// <remarks/>
[System.Xml.Serialization.XmlElementAttribute(Form=System.Xml.Schema.XmlSchemaForm.Unqualified)]
public string SSN;
```

```
/// <remarks/>
[System.Xml.Serialization.XmlElementAttribute(Form=System.Xml.Schema.XmlSchemaForm.Unqualified)]
public string XmlExtensions;
```

```
/// <remarks/>
[System.Xml.Serialization.XmlArrayAttribute(Form=System.Xml.Schema.XmlSchemaForm.Unqualified)]
[System.Xml.Serialization.XmlArrayItemAttribute(Form=System.Xml.Schema.XmlSchemaForm.Unqualified,
```

```
IsNullable=false)]  
public Campus[] CampusList;  
}
```

```
/// <remarks/>  
[System.FlagsAttribute()]  
public enum AccessDenyType  
{
```

```
/// <remarks/>  
NULL = 1,
```

```
/// <remarks/>  
SUCCESS = 2,
```

```
/// <remarks/>  
INVALIDGUID = 4,
```

```
/// <remarks/>  
EXPIREDGUID = 8,
```

```
/// <remarks/>  
UNTRUSTEDSOURCE = 16,
```

```
/// <remarks/>  
USERNOTFOUND = 32,
```

```
/// <remarks/>  
ACCESSDENIED = 64,  
}
```

```
/// <remarks/>  
[System.FlagsAttribute()]  
public enum RoleType  
{
```

```
/// <remarks/>  
NULL = 1,
```

```
/// <remarks/>  
STUDENT = 2,
```

```
/// <remarks/>
```



```
STAFF = 4,

/// <remarks/>
EMPLOYER = 8,

/// <remarks/>
ADMIN = 16,

/// <remarks/>
NONADMIN = 32,

/// <remarks/>
ALL = 64,
}

/// <remarks/>
public class Campus
{

/// <remarks/>
[System.Xml.Serialization.XmlElementAttribute(Form=System.Xml.Schema.XmlSchemaForm.Unqualified)]
public int CampusID;

/// <remarks/>
[System.Xml.Serialization.XmlElementAttribute(Form=System.Xml.Schema.XmlSchemaForm.Unqualified)]
public string Descrip;
}

}
```

PCI Compliance

Portal version 19.0 and later supports credit card processing functionality based on the Payment Card Industry Data Security Standard (PCI DSS). A requirement for PCI compliance is that credit card information such as card number, expiration date, and CVV (Card Verification Value) is stored securely with a PCI compliant hosting provider and that the user interface of the application (i.e., Portal) does not capture credit card information. Payflow Pro (by PayPal) and ACI are the currently supported payment gateways for credit card payment processing in the Student Portal and Applicant Portal.

Note: Anthology Inc. products support only the “Funding Portal” product from ACI.

To enforce PCI compliant payment processing, the Portal was updated as follows:

- The 'Add a New Credit Card' option is centralized in Student Portal under My Finances > Payment Information. This option redirects the user to the payment page of the configured payment gateway provider (PayPal or ACI).
- The 'Add New Payment Method' button is no longer available under Student Portal > My Housing. However, users can make payments with existing credit cards.
- The Pay Now button in Applicant Portal redirects the user to the payment page of the configured payment gateway provider (PayPal or ACI).
- Credit card numbers are no longer stored in the CampusNexus Student database.

For more information, refer to the following documents available in <http://www.mycampusinsight.com/Pages/Default-2014.aspx> > Document Center (logon required)

- CampusNexus Student PCI Compliance Guide
- Conversion Tool for existing Credit Cards

Azure Active Directory

If Portal is deployed in a cloud environment with Azure Active Directory (AAD), the Student STS and Staff STS are not used for the authentication of Portal users. When authentication is provided by the AAD, applicants, students, and staff will log in to Portal via the Microsoft Azure login page.

In an AAD environment, the "Change Password" page and the "Forgot Password" option are not available in Applicant Portal, Student Portal, and Faculty Portal. Portal users need to use the steps on the following website to access the self-service password reset:

<https://docs.microsoft.com/en-us/azure/active-directory/active-directory-passwords-update-your-own-password>

Portal Configuration Tool

If Portal is deployed in a cloud environment with Azure Active Directory (AAD), in the Portal Configuration tool, ensure that the **Change Password** option is **not** enabled in the Security Roles associated with the campus.

Clear the Add Menu and Quick Link check boxes for Change Password under Menu Transactions and Quick Links Manager to prevent the "Change Password" page (which is non-functional with AAD) from being displayed in Portal.

My Profile	Add Menu	Quick Link	
	<input checked="" type="checkbox"/>	<input type="checkbox"/>	My Calendar
	<input type="checkbox"/>	<input type="checkbox"/>	My Information!
	<input type="checkbox"/>	<input type="checkbox"/>	Change Password
	<input type="checkbox"/>	<input type="checkbox"/>	MY FERPA

Update Transaction Security

For more information about the Azure AD self service password reset, refer to the following website:

<https://docs.microsoft.com/en-us/azure/active-directory/active-directory-passwords-getting-started>

Portal Admin Console

When Portal is integrated with AAD, administrators cannot edit the information of Portal users in the Portal Admin Console.

Administration	
Staff Users	Administer Staff users for support.
Student Users	Administer Student users.
Employer Users	Administer Employer users.
Admin Users	Administer Portal Admin users.
Awaiting Authentication	New applicants awaiting account authentication
Admin Levels	Administer user admin level definitions
WebTrends	Administer WebTrends Settings.

Note that the Edit option is not displayed for a Portal user account. The account can only be edited at the Azure AD website listed above.

Home Page

Portal Student Accounts

URL/Site: Campus Management School of Arts

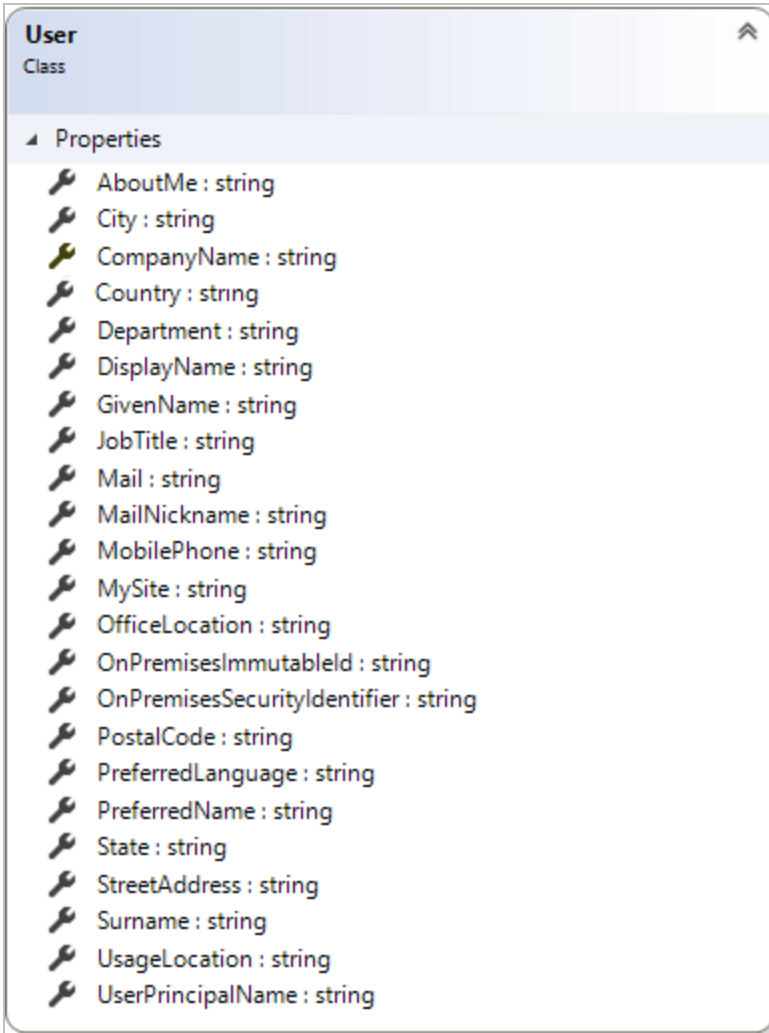
User Name: Last Name: First Name: E-Mail: Search

1 users found

Portal Information				CampusNexus Student Information				
User Name	Default Campus	Last Name	First Middle	E-Mail (Click to view history)	SyStudentID	Master Student Number	School Status	Lead Date
...@...campusnexus.cloud	(1) Campus Management School of Arts		Nichole	...@campusmgmt.com	27	27	Active	01/05/1998 12:00:00 AM

AAD Authentication Configuration – List of Supported Attributes

The following attributes can be used with Azure Active Directory (AAD). Some of these attributes may have special restrictions, i.e., UserPrincipalName (UPN) attribute value.



Another way to determine available and populated attributes is to use **Microsoft Graph Explorer** as a particular user and run a query similar to find out which property is populated.

Query Example:

```
https://graph.microsoft.com/v1.0/users?$top=2&$select=displayName,userPrincipalName,mail,extensionAttribute3,companyName,department&$filter=userPrincipalName eq 'User-1000803921@xyz.edu'
```

Note: Extension attributes are case sensitive.

For example, if the extension attribute is defined as `<some numbers>_extensionAttribute3` and the `SySiteSettings` table stores `<some numbers>_extensionattribute3`, the student will not be matched correctly.

Migration of Crystal Reports to SSRS

The following Crystal reports used in Portal have been converted to SQL Server Reporting Services (SSRS) for compatibility with PaaS (Platform as a Service) in a cloud environment.

- Transcripts – Student & Enrollment based
- Student Schedules
- Registration Billing
- Subsidiary Statements
- Payment Receipts

Custom SSRS reports are not supported with Portal version 20.0.0.

Crystal Reports will continue to work same as on prior versions.

For details about the SSRS integration in Portal, see [Installation Manager Help](#).

Support for Custom SSRS Reports

With version 20.0.1 and later, Portal supports custom SSRS reports.

Portal supports custom SSRS reports.

When SSRS reports are enabled, custom reports can be used for all the reports in Portal. A prerequisite is that the custom reports are uploaded to the SSRS reports server under Custom > Portal folder. The custom report files must have the same names as the default report files.

When no custom reports are available, the default SSRS reports are used in Portal.

Student Active Directory User

An account for a Student Active Directory User must be configured in the Portal Admin Console when Portal is deployed in an Active Directory (AD) environment and the *CreateWebPortalAccountService* and *UpdateWebPortalAccountService* WCF services need to be executed with this user. For more details about these APIs, see the CampusNexus Student [Service Catalog](#) (login required).

When the workflow activity [CreatePortalAccount](#) is used to create/update Portal accounts, for example in the context of Forms Builder forms, the Student Active Directory User account is used as an impersonation account to call the WebPortalAccountService APIs. The Cmc.Integration.Webservice.Wcf and CMCSecurityService APIs have been modified to run the activity using the impersonation account configured in the Portal Admin Console.

Create a Student Active Directory User Account

1. Using Internet Explorer, log in to the **Portal Admin Console**.
2. Click the **Student Active Directory User** link in the Administration section.

Admin Console Home

Quick Checks

Database Access Test Tests whether ASPX pages can access databases.
Web Services Verifies web services can be accessed.

Database and Configuration

Database Jobs Verify the existence and status of CMC database jobs.

Logs

Event Log View and search Portal entries in the local or database event logs.
Trace Tracing of pages by page name, user, IP address; set logging levels.

Administration

Staff Users Administer Staff users for support.
Student Users Administer Student users.
Employer Users Administer Employer users.
Admin Users Administer Portal Admin users.
Awaiting Authentication New applicants awaiting account authentication
Admin Levels Administer user admin level definitions
WebTrends Administer WebTrends Settings.
Organization Unit Mappings Active Directory Organization Unit Mappings.
New username admin Administration of new account create usernames
API User Configuration Setup user connection used to access middle tier API
Web Parts Administration Setup Web Parts for Application
New Lead Purge Utility Administer New Lead Applicants for support.
Content Culture Configure the languages for the portal
Power BI Users Configure Power BI Users
Student Active Directory User Student Active Directory User

Settings and Environment

Site Settings Dumps database SySiteSettings
Campuses Maintain information related to campuses
PortalDocuments Administer Portal Documents Settings
Version History Version History
Language Options Set your campus languages here

The Student Active Directory User page is displayed.

CAMPUS™ Portal Admin Console ()
MANAGEMENT Logout →

Home Page

Student Active Directory User

Please enter the username and password of Student Active Directory Administrator that will be used to connect to the Service Catalog. This username and password will be used to perform such functionality provided by the Service Catalog or Workflows like creating Portal user account on Active Directory enabled environment. If such an account has not been configured in CampusNexus Student, you can leave this user set as blank.

User Name:*

Password:*

©2019 Campus Management Corporation. All Rights Reserved. Call Toll-Free: 800.483.9106 Database: 21.0.0.350
Installed: 21.0.0.277

3. Enter the **User Name** and **Password** of a Student Active Directory User. This login supports functionalities provided by APIs or workflows when creating a Portal user account in an AD-enabled environment.

This user must be a Staff member in CampusNexus Student **and** must be an administrator with permissions to create or modify accounts within AD (under Users and Computers > User > Domain Admins).
4. Click **Save**. The credentials are saved in the Portal database.

Parameter Based Redirection

Portal version 21.2.0 and later provides a solution that prevents the security risk of parameter based redirection.

What is Parameter Based Redirection?

Portal uses forms authentication. This means, when a user navigates to a page that requires authentication, the user is redirected to the login.aspx page. The login page prompts the user for user name and password. These credentials are passed to the web server and validated against an SQL database. For an authenticated user, the web server returns an authentication ticket that is encoded into the URL in the "ReturnUrl" parameter.

The "ReturnUrl" parameter on the Student Portal login page can be modified and replaced with any destination web site. Upon visiting a modified URL, the browser will first be directed to the "Login.aspx" page served by the web server, and the user will be prompted for credentials. Upon successful login, the user will then be directed to the modified URL that was placed in the "ReturnUrl" parameter.

Example:

After logging in at the URL below, the user will be directed to google.com. The string "https%3a%2f%2fgoogle.com" can be modified to redirect the user to any destination.

```
https://studentsts-<domain>/Login.aspx?ReturnUrl=https%3a%2f%2fgoogle.com&wa-  
a=wsignin1.0&wtrealm=https%3a%2f%2fportal-<domain>%2fCMCPortal%2f&wct=2019-08-  
29T14%3a21%3a29Z&w-  
ctx=rm%3d0%26id%3dpassive%26ru%3dsecure%2fstudent%2fstuportal.aspx&AppType=Portal&Role=STUDENT
```

This represents a risk as a crafted URL such as the one above can be more enticing when used for phishing attempts because it is served from the <domain>. This may result in a high success rate directing legitimate users to a fake version of the <domain> site where code can be executed in the victim's browser or sensitive information can be harvested.

Whitelisting of URLs

To prevent the security vulnerability of parameter based redirection, "whitelisting" was added in the Security Token Services (STS) component so that users cannot be redirected when accessing the Portal due to phishing attempts. The URLs used by the STS are stored in the wpURL table and are whitelisted (trusted) by default. For a typical Portal deployment, nothing else needs to be done by Portal administrators.

If any additional URLs use the Student STS for authentication, the associated hostnames need to be added to wpURL table.

Example:

When Portal is used with Forms Builder, the Forms Builder URLs need to be added to the wpURL table. Since users can be redirected from the STS to Forms Builder, the Forms Builder URLs must also be in the wpURL table. Pre-

viously, the Forms Builder URLs were managed manually through the database. Now, users can modify the wpURL table through the Portal Admin Console.

Add Trusted URLs to the wpURL Table

1. Using Internet Explorer, log in to the **Portal Admin Console**.
2. Click the **Urls** link in the Settings and Environment section to edit Urls in the wpURL table. The Urls page is displayed.

Home Page

Urls

Edit the Url(s) configured in WpUrl. Use this to whitelist certain Urls for redirection from the STS.

Sites: Campus Management School of Arts

URLS campusgmt.com:83; campusgmt.com:9002;localhost

Edit Cancel Save

3. In the **Sites** drop-down list, select your portal site name.
4. Click the **Edit** button. The URLs field is now editable.
5. In the URLs field, specify a semi-colon separated list of trusted **hostnames** (along with port numbers if applicable) for your site.
6. Click **Save**. The following message is displayed:

Url value was updated. Please note that this value is cached in Student STS and the new value may not be reflected until the cache is refreshed after the time specified in SysiteSettings > CacheExpirationInMinutes.

Whitelist URLs for External Application Integrations Using Student STS

With Portal version 21.2.0 , the changes made to product to handle the security vulnerability will affect other product or external integrations that use the Student STS.

We provided a way to add URLs to the whitelist using an appSetting in the CMCPortalSTS web.config file.

To add URLs to be whitelisted, specify semi colon separated URL values in this appSetting:

```
<add key="WhiteListedUrls" value="domain.com;abc.edu" />
```

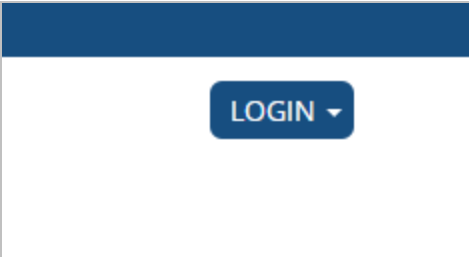
Note: For Azure hosted environments, if the configuration is to be updated to whitelist additional URLs, please reach out to Anthology Inc. Cloud Services .

Appendix

Custom Classes for Default Scheme

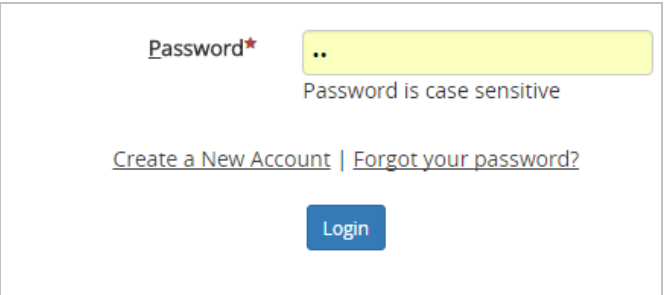
/*****Custom classes for default theme (Blue theme) *****/

```
.login_link
{
    background-color: #174e80!important;
    color: #ffffff!important;
}
.login_link:hover, .login_link:focus
{
    background-color: #174e80!important;
    color: #ffffff!important;
}
```



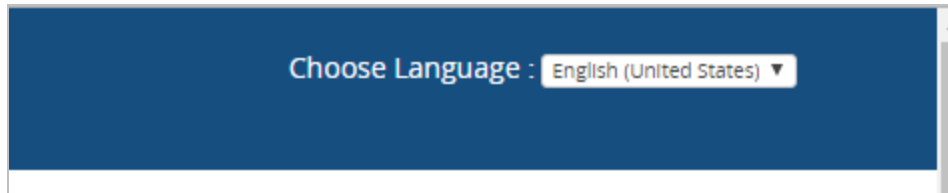
Background color and text color of the login link in default.aspx

```
a
{
    color: #3e3e3e!important;
    text-decoration: none;
}
a:hover, a:focus
{
    color: #000000!important;
    text-decoration: none;
}
```



For all anchor tag

```
.navbar-default
{
    background-color: #174e80!important;
    border-color: #e7e7e7;
}
.navbar-default .navbar-text
{
    color: #fff !important;
}
```

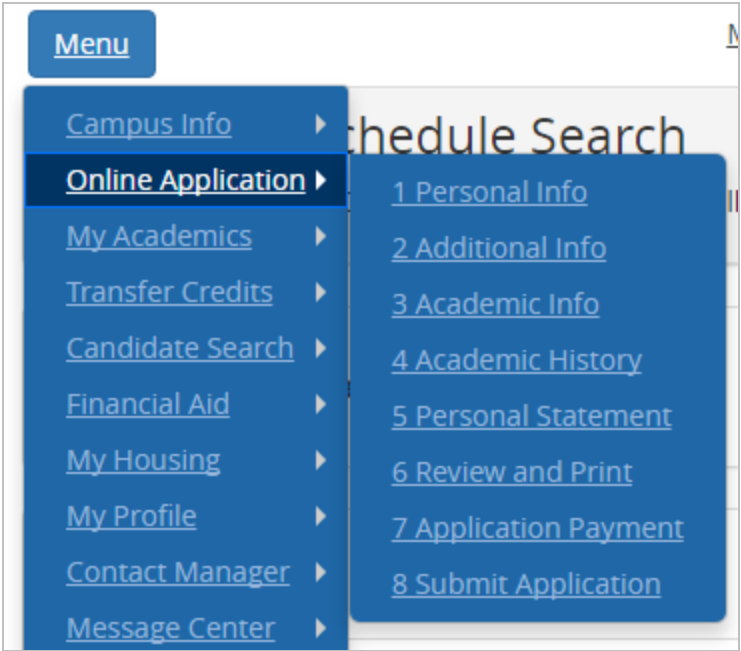


Mainly for blue background we used .navbar-default class and for text .navbar-text for example :Header, footer, left-menu.....

```
.dropdown-menu
{
  background-color: #1F67A6 !important;
  border: 1px solid rgba(0, 0, 0, .15);
  -webkit-box-shadow: 0 6px 12px rgba(0, 0, 0, .175);
  box-shadow: 0 6px 12px rgba(0, 0, 0, .175);
}

.dropdown-menu > li > a
{
  color: #99B7DE !important;
  border: 1px solid #1F67A6 !important;
}

.dropdown-menu > li > a:hover,
.dropdown-menu > li > a:focus
{
  color: #FFFFFF!important;
  background-color: #023463 !important;
  border: 1px solid #0073FF !important;
}
```



```

.btn-primary {
  color: #fff!important;
  background-color: #337ab7;
  border-color: #2e6da4;
}
.btn-primary:hover {
  color: #fff!important;
  background-color: #337ab7;
  border-color: #2e6da4;
}

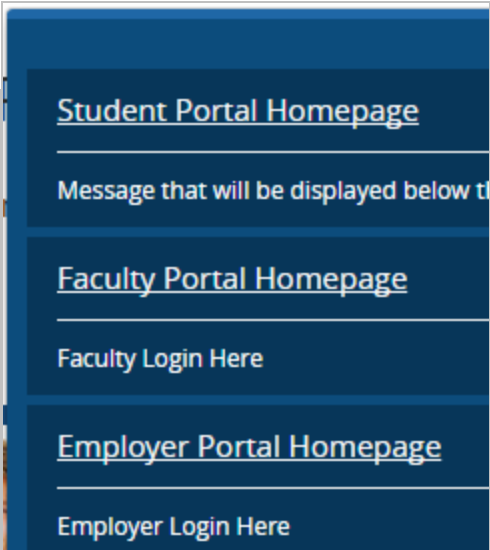
```



```

.box1-innerbg1
{
  background-color: #0C4C7C !important;
}
.lblstu
{
  background-color: #073659 !important;
}
.lblstu a
{
  font-size: 15px;
  color: #F8F8F8!important;
}

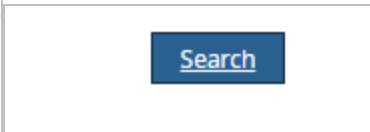
```

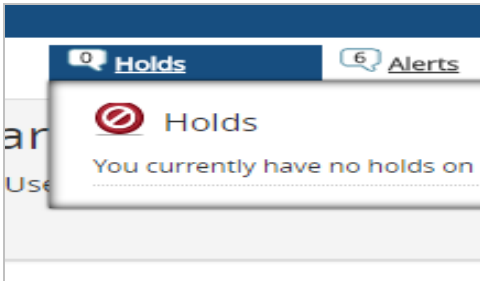


```

.contentpart .btn
{
  background-color: #23689e;
  color: #ffffff!important;
}

```



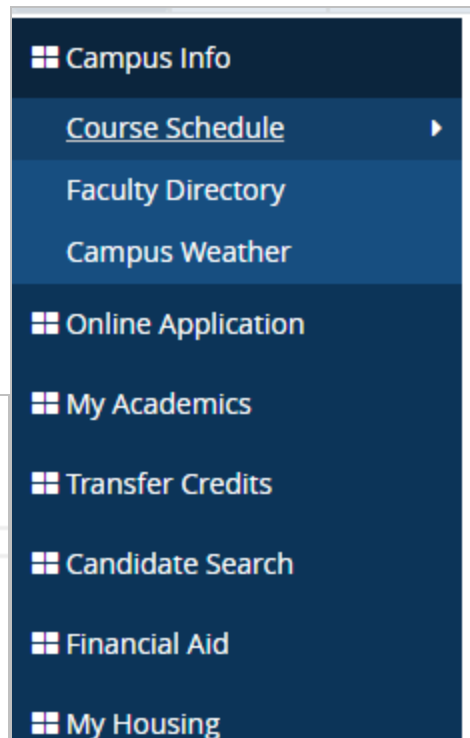


```
#cmcStudentMsgTray ul li a:hover, #cmcStudentMsgTray ul li a:focus
{
    background-color: #174e80;
    color: #ffffff!important;
}

#cmcStudentMsgTray ul li a.cmcTrayTabActive
{
    background-color: #174e80 !important;
    color: #ffffff!important;
}
```

```
.left_menu
{
    background-color: rgb(12, 52, 88) !important;
}

.left_menu_hover, .left_menu_selected
{
    background-color: rgb(1, 29, 53) !important;
    color: #ffffff !important;
}
```



```

.wp_txt
{
  font-size: 12px;
  color: #ffffff!important;
}
.wp_txt:hover
{
  font-size: 12px;
  color: #dddddd!important;
}

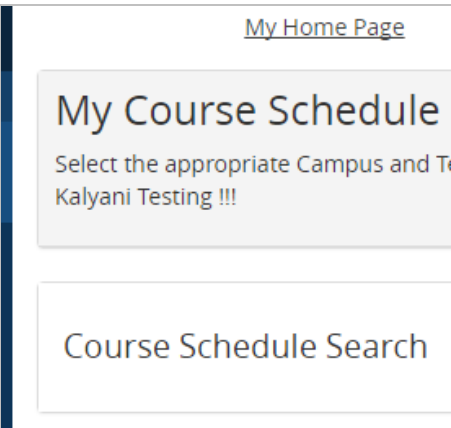
```

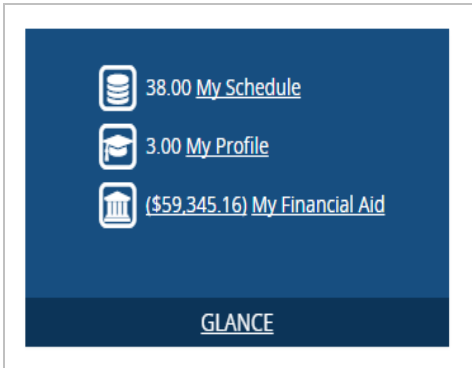


```

.panel-body
{
  background-color: #ffffff !important;
}
.panel-default > .panel-heading
{
  color: #333;
  background-color: #f4f4f4 !important;
  border-color: #ddd;
  padding: 10px 0 10px 0;
}

```






```

.small-box
{
  box-shadow: 0 1px 1px rgba(0,0,0,0.1);
  border: 3px solid rgb(244, 244, 244) !important;
}
.bg-blue
{
  background-color: #1f67a6 !important;
}
.small-box .icon
{
  color: rgb(113, 199, 248);
}
.icon-big
{
  color: rgb(113, 199, 248);
}
.small-box > .small-box-footer
{
  color: #fff!important;
  background: rgb(12, 52, 88)!important;
}

.small-box > .small-box-footer:hover
{
  color: #fff;
  background: rgb(0, 37, 70)!important;
}

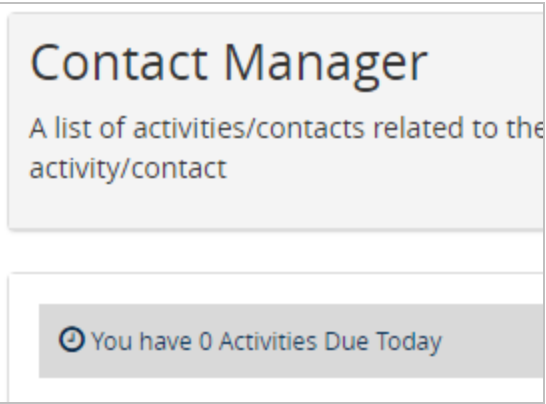
```



```
.msg_content i
{
  color: #00284c !important;
}

.msg_content a
{
  color: #0c3458 !important;
}

.msg_content a:hover
{
  color: #0c3458 !important;
}
```



```
#footer
{
  background-color: #1f67a6 !important;
}

#footer a
{
  color: #c7c7c7 !important;
}

#footer a:hover
{
  color: #ffffff !important;
}

#footer span
{
  color: #ffffff !important;
}

#footer p
{
  color: #ffffff;
}
```

[Home](#) | [Logout](#) | [Help](#) |

Version: 18.0.0.272

```

ul.QuickLinks_social-share li a
{
    color: #333333 !important;
}

.QuickLinks_social-share
{
    border: 1px solid #ddd;
    background-color: rgba(255, 255, 255, 0.87) !important;
}

ul.QuickLinks_social-share li a:hover
{
    background-color: rgba(31, 33, 37, 0.09) !important;
}

```

<u>1</u>	<u>2</u>	<u>3</u>	<u>4</u>	<u>5</u>	<u>6 Review</u>
<u>Personal</u>	<u>Additional</u>	<u>Academic</u>	<u>Academic</u>	<u>Required</u>	<u>and</u>
<u>Info</u>	<u>Info</u>	<u>Info</u>	<u>History</u>	<u>Documents</u>	<u>Print</u>

```

.submenu a
{
    color: #c7c7c7 !important;
}

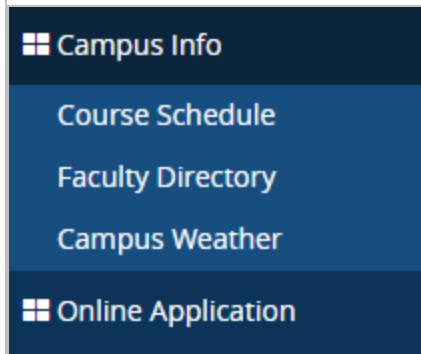
.submenu_selected
{
    color: #c7c7c7 !important;
}

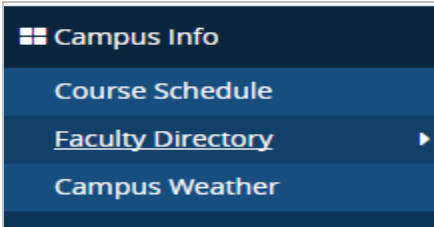
.submenu_selected a
{
    color: #c7c7c7 !important;
}

.submenu_hover a
{
    color: #ffffff !important;
}

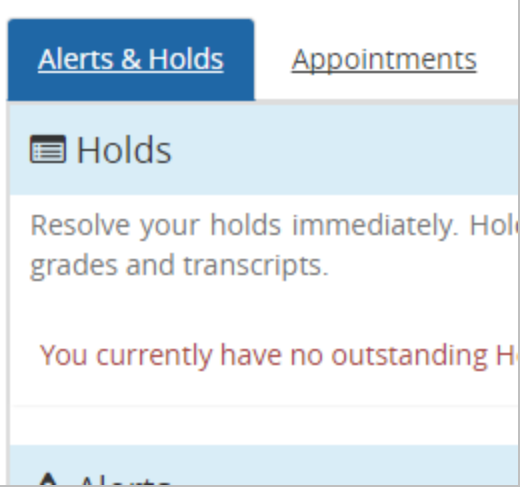
.submenu_hover a:hover, .submenu_selected a:hover
{
    color: #ffffff !important;
}

```





```
.nav-tabs > li.active > a,  
.nav-tabs > li.active > a:hover,  
.nav-tabs > li.active > a:focus  
{  
  color: #fff!important;  
  background-color: #1f67a6!important;  
  border: 1px solid #ddd;  
  border-bottom-color: transparent;  
}  
  
.tab-content > .tab-pane  
{  
  border: 2px solid #ddd!important;  
}
```



ConfigTool Messages in Resource File

Following is the list of configurable values from the Config Tool along with their conventions.

Title

These keys are defined to pick the title from resource file. Naming convention used is **"Title_PageTitle_CampusID_page1"**.

Keys	Description
Title_1PersonalInformation_1_54	1 Personal Information
Title_2AdditionalInformation_1_55	2 Additional Information
Title_3AcademicInformation_1_56	3 Academic Information
Title_4AcademicHistory_1_57	4 Academic History
Title_5RequiredDocuments	5 Required Documents
Title_6ReviewAndPrint_1_59	6 Review And Print
Title_7PaymentInformationPAYUS_1_60	7 Payment Information - PAY US!
Title_8SubmitApplication_1_61	8 Submit Application
Title_9ApplicationSuccessfullySubmitted_1_106	9 Application Successfully Submitted
Title_AccountInformation_1_9	Account Information
Title_AdditionalGPA_1_320	Additional GPA
Title_AdditionalGPA_1_321	Additional GPA
Title_AdditionalGPA_1_322	Additional GPA
Title_Addresses_1_82	Addresses
Title_AddTransferCredits_1_161	Add Transfer Credits
Title_AdvancedCandidateSearch_1_159	Advanced Candidate Search
Title_ApplicantMessageCenter_1_63	Applicant Message Center
Title_ApplicationSuccessfullySubmitted	Application Successfully Submitted
Title_AssignmentsAndExams_1_72	Assignments And Exams
Title_CandidateDetails_1_160	Candidate Details
Title_CandidateSearch_1_158	Candidate Search
Title_ClassResources_1_35	Class Resources

Keys	Description
Title_ClassSchedule_1_42	Class Schedule
Title_CommonCourseSchedule_ab_1_226	Common Course Schedule_ab
Title_CompanyContacts_1_115	Company Contacts
Title_CompanyContacts_1_116	Company Contacts
Title_CompanyContacts_1_117	Company Contacts
Title_CompanyProfile_1_45	Company Profile
Title_ContactManager_1_270	Contact Manager
Title_CourseCorequisitePopup_1_191	Course Corequisite Popup
Title_CourseDetailsKalyyy_1_36	Course Details - Kalyyy
Title_CourseDropErrorList_1_313	Course Drop Error List
Title_CoursePrerequisitePopup_1_285	Course Prerequisite Popup
Title_CourseReasonPrompt_1_314	Course Reason Prompt
Title_CourseSchedule_1_37	Course Schedule
Title_CourseScheduleCalendar_1_189	Course Schedule Calendar
Title_CourseUnregisterReasonList_1_315	Course Unregister Reason List
Title_CreditConflictPrompt_1_190	Credit Conflict Prompt
Title_CurrentProgramandAvailableOptions_1_216	Current Program and Available Options
Title_CurrentProgramandAvailableOptions_1_218	Current Program and Available Options
Title_DegreeAudit_1_41	Degree Audit
Title_DegreeProgressAudit_1_7	Degree Progress Audit
Title_DocumentCenter_1_110	Document Center
Title_DocumentCenter_1_111	Document Center
Title_DocumentUpload_1_1834	Document Upload
Title_EmployerRegistrationTesting84014_1_153	Employer Registration - Testing 84014
Title_EmploymentProfile_1_163	Employment Profile
Title_FacultyDirectory_1_91	Faculty Directory
Title_FacultyDirectory_1_92	Faculty Directory
Title_FederalStudentAid_1_197	Federal Student Aid

Keys	Description
Title_FinancialAidEstimate_1_66	Financial Aid Estimate
Title_FinancialAidEstimate_1_99	Financial Aid Estimate
Title_GPACalculator_1_44	GPA Calculator
Title_Gradebook_1_43	Gradebook
Title_HousingApplication_1_179	Housing Application
Title_JobApplication_1_98	Job Application
Title_JobComments_1_86	Job Comments
Title_JobDetails_1_97	Job Details
Title_Jobs_1_47	Jobs
Title_JobSearch_1_49	Job Search
Title_LeadCaptureFormRequestInformation_1_53	Lead Capture Form - Request Information
Title_ManageCategoriesKaly1_1_133	Manage Categories - Kaly
Title_MyAwardLetter_1_14	My Award Letter
Title_MyCalendar_1_3	My Calendar
Title_MyCalendar_1_84	My Calendar
Title_MyClassSchedule_1_8	My Class Schedule
Title_MyCourseScheduleSearch_1_2	My Course Schedule Search
Title_MYFERPA_1_447	MY FERPA.
Title_MyGrades_1_182	My Grades
Title_MyInformation_1_38	My Information
Title_MyInformation_1_5	My Information
Title_MyMessageCenter_1_4	My Message Center
Title_MyResume_1_51	My Resume
Title_NewAccountCreation_1_121	New Account Creation
Title_OnlineRegistration_1_52	Online Registration
Title_PaymentInformation_1_13	Payment Information
Title_PaymentInformation_1_138	Payment Information
Title_PaymentInformation_1_139	Payment Information

Keys	Description
Title_PlacementHold_1_151	Placement Hold
Title_ReviewandConfirm_1_219	Review and Confirm
Title_ReviewandConfirm_1_220	Review and Confirm
Title_SearchAgent_1_50	Search Agent
Title_SearchAgentCreation_1_83	Search Agent Creation
Title_StaffChangePassword_1_1831	Staff Change Password
Title_StaffStudentInformation_1_39	Staff Student Information
Title_StudentClassSchedule_1_40	Student Class Schedule
Title_StudentContactHistory_1_48	Student Contact History
Title_StudentCoursePaymentCustom_1_330	Student Course Payment Custom
Title_StudentCoursePaymentSchedule_1_329	Student Course Payment Schedule
Title_StudentCoursePaymentSummaryStep4_1_328	Student Course Payment Summary Step 4
Title_StudentGroups_1_266	Student Groups
Title_StudentPaymentSummary_1_327	Student Payment Summary
Title_Swamisayyouwillfindajobtoday_1_64	Swami say you will find a job today!
Title_Test1_1_130	Test 1
Title_ThankYou_1_67	Thank You.
Title_TransferCreditEvaluation_1_90	Transfer Credit Evaluation
Title_TransferCreditProcess_1_62	Transfer Credit Process
Title_TransferCreditsDetail_1_162	Transfer Credits Detail
Title_ViewAndPostAttendance_1_73	View And Post Attendance
Title_ViewAttendance_1_119	View Attendance
Title_ViewAttendance_1_120	View Attendance
Title_ViewModifyJobs_1_46	View/Modify Jobs
Title_ViewPrintYour1098T_1_261	View/Print Your 1098-T
Title_ViewyourHousingApplication_1_180	View your Housing Application
Title_YourRequest_1_95	Your Request

Description

These keys are defined to pick the Description from resource file. Naming convention used is "**Description_PageDescription_CampusID_pageid**".

Key	Description
Description_1PersonalInformation_1_54	Welcome to the online application. Please fill in the form and click the Save And Continue button to continue to the next step. Note your progress below.
Description_2AdditionalInformation_1_55	Please fill in the form and click the Save And Continue to continue. Note your progress below. testing...
Description_3AcademicInformation_1_56	Please fill in the campus and program you are applying for.
Description_4AcademicHistory_1_57	Please enter your highschool and post-secondary schools attended. An official transcript is required from each institution. If you don't see your school...call us.
Description_5RequiredDocuments	Below is a list of documents that you will be required to submit as part of your application. (non duplicate)
Description_6ReviewAndPrint_1_59	Review your application and print it for your records. Click on the Edit button next to the section of information you wish to edit. After you edit the information, you may click on the Save button and you will be brought back to this page.
Description_7PaymentInformationPAYUS_1_60	Please fill in your credit card information to pay the application fee. Payment will ensure your application is reviewed by our admissions office.
Description_8SubmitApplication_1_61	You can now submit your application for approval. Click the Submit Application button to continue.
Description_9ApplicationSuccessfullySubmitted_1_106	
Description_AccountInformation_1_9	Ensure your new credit card expiration dates are on file. Students cannot make payments using bank accounts. THE ACCOUNT SUMMARY BELOW INCLUDES PENDING CHARGES.
Description_AdditionalGPA_1_320	Student's school defined GPA are listed below. Term based GPA have an expand collapse icon for you to view additional term level GPA details for the identified student.

Key	Description
Description_AdditionalGPA_1_321	Please review GPA details below. Please contact your Academic Advisor if you need additional information.
Description_AdditionalGPA_1_322	Please review GPA details below. If you have additional questions, please contact your Financial Aid Advisor.
Description_Addresses_1_82	Add New Address - Test
Description_AddTransferCredits_1_161	
Description_AdvancedCandidateSearch_1_159	Below you can perform an advanced candidate search by selecting additional job skills
Description_ApplicantMessageCenter_1_63	
Description_ApplicationSuccessfullySubmitted	Your Application has been successfully submitted :-)
Description_AssignmentsAndExams_1_72	Here you can add or modify Assignments or Exams for the currently selected class
Description_CandidateDetails_1_160	Below are the details of the job candidate you selected
Description_CandidateSearch_1_158	Selecting a job below will automatically perform a candidate search based using the skills associated with the selected job
Description_ClassResources_1_35	
Description_ClassSchedule_1_42	Your current class schedule is displayed below.
Description_CommonCourseSchedule_ab_1_226	Select the appropriate Campus and Term. Use the following search criteria to narrow your focus when searching for a course._ab. Tesing !!!
Description_CompanyContacts_1_115	
Description_CompanyContacts_1_116	
Description_CompanyContacts_1_117	
Description_CompanyProfile_1_45	
Description_ContactManager_1_270	A list of activities/contacts related to the selected staff. Click on the Subject of an activity/contact to view details concerning the activity/contact
Description_CourseCorequisitePopup_1_191	
Description_CourseDetailsKalyyy_1_36	

Key	Description
Description_CourseDropErrorList_1_313	The following errors were returned from the Drop Course API.
Description_CoursePrerequisitePopup_1_285	
Description_CourseReasonPrompt_1_314	A list of configured course reasons are presented. Please select a reason.
Description_CourseSchedule_1_37	Select the appropriate Campus and Term. Use the following search criteria to narrow your focus when searching for a course. - Mani Testing
Description_CourseScheduleCalendar_1_189	
Description_CourseUnregisterReasonList_1_315	The Unregister / Withdraw Reasons List.
Description_CreditConflictPrompt_1_190	
Description_CurrentProgramandAvailableOptions_1_216	
Description_CurrentProgramandAvailableOptions_1_218	
Description_DegreeAudit_1_41	All courses required to complete the program are listed below. Select a column heading to sort course by status, letter grade and term.
Description_DegreeProgressAudit_1_7	All courses required to complete your program are listed below. Select a column heading to sort your courses by status, letter grade and term. If you have questions regarding your degree audit, please contact your advisor.
Description_DocumentCenter_1_110	Your documents due are listed below. Related forms are available to be completed and download if relevant. You may upload documents to the campus. Be advised, that it may take several days for documents to be accepted.
Description_DocumentCenter_1_111	Your previously submitted documents are listed below.
Description_DocumentUpload_1_1834	Student's Document Upload.
Description_EmployerRegistrationTesting84014_1_153	Thank you for registering with the Career Center. Please take a few moments to fill out the form below. After you have registered the Career Center will assign you a username and password to access our Online Employer Service. Testing 84014

Key	Description
Description_EmploymentProfile_1_163	Below you can manage your Employment Profile, which will allow prospective Employers to match you to open job positions.
Description_FacultyDirectory_1_91	
Description_FacultyDirectory_1_92	
Description_FederalStudentAid_1_197	Here you can apply for Federal Student Aid
Description_FinancialAidEstimate_1_66	The Financial Aid Estimator will help you estimate your eligibility for aid. The estimator is based on the federal calculation of your Estimated Family Contribution (EFC) and the tuition and fees at our institution. Please note that its results are only an estimate, and therefore NOT official.
Description_FinancialAidEstimate_1_99	Congratulations! We are pleased to inform you that based on the information you provided, we have estimated your eligibility for federal student financial aid. Your estimated financial aid awards appear below.
Description_GPACalculator_1_44	test description - GPA calculator
Description_Gradebook_1_43	Gradebook description
Description_HousingApplication_1_179	Follow the steps below to apply for housing.
Description_JobApplication_1_98	
Description_JobComments_1_86	Currently, only University staff can modify the status of a job and increase/decrease the number of openings for a job. If you would like us to remove this job posting or increase/decrease the number of openings please let us know by filling in the Comments field below and selecting the Submit" button. Once we receive your request we will make the appropriate change. Thank you and we apologize for any inconvenience this may cause.
Description_JobDetails_1_97	
Description_Jobs_1_47	Add Job
Description_JobSearch_1_49	Search our jobs database by selecting your search criteria. Remember, if you plan on using the same search criteria repeatedly you may want to save it as a "Search Agent". Should you have any questions or concerns please feel free to contact the job placement office.

Key	Description
Description_LeadCaptureFormRequestInformation_1_53	
Description_ManageCategoriesKaly1_1_133	Categories Testing !!!
Description_MyAwardLetter_1_14	Please review your Financial Aid Awards by selecting Review Award Details.
Description_MyCalendar_1_3	
Description_MyCalendar_1_84	
Description_MyClassSchedule_1_8	Your current class schedule is displayed below. Click on a class title below to view the details, syllabi, textbook requirements and homework for each class.
Description_MyCourseScheduleSearch_1_2	Select the appropriate Campus and Term. Use the following search criteria to narrow your focus when searching for a course. Kalyani Testing !!!
Description_MYFERPA_1_447	Change your FERPA settings and download FERPA documents.
Description_MyGrades_1_182	Here you can view all grades that have been posted for courses you have completed.
Description_MyInformation_1_38	
Description_MyInformation_1_5	Your personal information is shown below. To edit click on the Edit Information button. Kalyani Testing
Description_MyMessageCenter_1_4	Important Alerts, Holds and Appointments are shown below. Follow instructions carefully to resolve.
Description_MyResume_1_51	From this page you are able to upload a resume that potential employers will have access to. You may upload your resume more than once but only the most recent one will be kept. Please take your time creating your resume since this is the first impression an employer receives of you. If you have any questions or concerns please contact your placement advisor or the placement office.
Description_NewAccountCreation_1_121	
Description_OnlineRegistration_1_52	Welcome to Online Registration. Please select your term below and check your registration status.

Key	Description
Description_PaymentInformation_1_13	We have the following credit card information on file.
Description_PaymentInformation_1_138	
Description_PaymentInformation_1_139	
Description_PlacementHold_1_151	Kalyani Testing Placement Holds
Description_ReviewandConfirm_1_219	
Description_ReviewandConfirm_1_220	
Description_SearchAgent_1_50	A search agent enables you to save your selected search criteria. This eliminates the need for you to re-enter the search criteria every time they perform the same job search.
Description_SearchAgentCreation_1_83	xdfgsdsdfsdf
Description_StaffChangePassword_1_1831	Use this page to change Staff Password.
Description_StaffStudentInformation_1_39	
Description_StudentClassSchedule_1_40	Student's current class schedule is displayed below.
Description_StudentContactHistory_1_48	A list of activities/contacts related to the selected student. Click on the Subject of an activity/contact to view details concerning the activity/contact.
Description_StudentCoursePaymentCustom_1_330	Configuration for Payment options for the Student. Custom
Description_StudentCoursePaymentSchedule_1_329	Configuration for Payment options for the Student.
Description_StudentCoursePaymentSummaryStep4_1_328	Course Payment Summary Step 4 for the Student.
Description_StudentGroups_1_266	A list of groups for the selected student is shown below. Select a student group from the Group drop down and click Add to add the student to the group.
Description_StudentPaymentSummary_1_327	Payment Summary for the Student.
Description_Swamisayyouwillfindajobtoday_1_64	Hello
Description_Test1_1_130	Test 2
Description_ThankYou_1_67	
Description_TransferCreditEvaluation_1_90	

Key	Description
Description_TransferCreditProcess_1_62	
Description_TransferCreditsDetail_1_162	Courses to transfer
Description_ViewAndPostAttendance_1_73	Here you post attendance for the date you selected, and view previously posted attendance details
Description_ViewAttendance_1_119	Select an enrollment and term to view your attendance
Description_ViewAttendance_1_120	
Description_ViewModifyJobs_1_46	Listed below are the jobs your organization has posted. If you would like to add a job please select the 'Add Job' link or the 'Edit' link if you wish to modify the details of a posted job. Currently, once a job has been added only University staff can delete a job posting and increase/decrease the number of openings for a job. Please select the 'Openings' link for any of the jobs listed below to perform either one of these functions.
Description_ViewPrintYour1098T_1_261	Use this page to view, then print your 1098-T IRS form(s). Click a 1098-T form below to view it.
Description_ViewyourHousingApplication_1_180	Please take a look below at the application you have on file for student housing.
Description_YourRequest_1_95	We are routing your request to the appropriate personnel. Someone will contact you shortly. Thank You.

Portal Messages

These keys are defined to pick the Messages from resource file. Naming convention used is "**MessageName_CampusId**".

Key	Description
Account_Disabled_1	Kaly - This account is disabled. Please contact your System Administrator, or try again at a later time.
Account_Disabled_11	This account is disabled. Please contact your System Administrator, or try again at a later time.
Account_Disabled_12	This account is disabled. Please contact your System Administrator, or try again at a later time.

Key	Description
Account_Disabled_13	This account is disabled. Please contact your System Administrator, or try again at a later time.
Account_Disabled_14	This account is disabled. Please contact your System Administrator, or try again at a later time.
Account_Disabled_15	This account is disabled. Please contact your System Administrator, or try again at a later time.
Account_Disabled_16	This account is disabled. Please contact your System Administrator, or try again at a later time.
Account_Disabled_17	This account is disabled. Please contact your System Administrator, or try again at a later time.
Account_Disabled_18	This account is disabled. Please contact your System Administrator, or try again at a later time.
Account_Disabled_19	This account is disabled. Please contact your System Administrator, or try again at a later time.
Account_Disabled_20	This account is disabled. Please contact your System Administrator, or try again at a later time.
Account_Disabled_2000	Kaly - This account is disabled. Please contact your System Administrator, or try again at a later time.
Account_Disabled_21	This account is disabled. Please contact your System Administrator, or try again at a later time.
Account_Disabled_22	This account is disabled. Please contact your System Administrator, or try again at a later time.
Account_Disabled_23	This account is disabled. Please contact your System Administrator, or try again at a later time.
Account_Disabled_24	This account is disabled. Please contact your System Administrator, or try again at a later time.
Account_Disabled_25	This account is disabled. Please contact your System Administrator, or try again at a later time.
Account_Disabled_26	Kaly - This account is disabled. Please contact your System Administrator, or try again at a later time.
Account_Disabled_27	Kaly - This account is disabled. Please contact your System Administrator, or try again at a later time.

Key	Description
Account_Disabled_29	Kaly - This account is disabled. Please contact your System Administrator, or try again at a later time.
Account_Disabled_3	This account is disabled. Please contact your System Administrator, or try again at a later time.
Account_Disabled_5	This account is disabled. Please contact your System Administrator, or try again at a later time.
Account_expired_1	Your Account has expired, Please contact your Sysadmin (Agam)
Account_expired_11	Your Account has expired, Please contact your Sysadmin (Hida)
Account_expired_12	Your Account has expired, Please contact your Sysadmin (Hida)
Account_expired_13	Your Account has expired, Please contact your Sysadmin (Hida)
Account_expired_14	Your Account has expired, Please contact your Sysadmin (Hida)
Account_expired_15	Your Account has expired, Please contact your Sysadmin (Hida)
Account_expired_16	Your Account has expired, Please contact your Sysadmin (Hida)
Account_expired_17	Your Account has expired, Please contact your Sysadmin (Hida)
Account_expired_18	Your Account has expired, Please contact your Sysadmin (Hida)
Account_expired_19	Your Account has expired, Please contact your Sysadmin (Hida)
Account_expired_20	Your Account has expired, Please contact your Sysadmin (Hida)
Account_expired_2000	Your Account has expired, Please contact your Sysadmin (Agam)
Account_expired_21	Your Account has expired, Please contact your Sysadmin (Hida)
Account_expired_22	Your Account has expired, Please contact your Sysadmin (Hida)

Key	Description
Account_expired_23	Your Account has expired, Please contact your Sysadmin (Hida)
Account_expired_24	Your Account has expired, Please contact your Sysadmin (Hida)
Account_expired_25	Your Account has expired, Please contact your Sysadmin (Hida)
Account_expired_26	Your Account has expired, Please contact your Sysadmin (Agam)
Account_expired_27	Your Account has expired, Please contact your Sysadmin (Agam)
Account_expired_29	Your Account has expired, Please contact your Sysadmin (Agam)
Account_expired_3	Your Account has expired, Please contact your Sysadmin (Hida)
Account_expired_5	Your Account has expired, Please contact your Sysadmin (Hida)
Account_Locked_1	Kaly - This account is locked out. Please contact your System Administrator, or try again at a later time.
Account_Locked_11	This account is locked out. Please contact your System Administrator, or try again at a later time.
Account_Locked_12	This account is locked out. Please contact your System Administrator, or try again at a later time.
Account_Locked_13	This account is locked out. Please contact your System Administrator, or try again at a later time.
Account_Locked_14	This account is locked out. Please contact your System Administrator, or try again at a later time.
Account_Locked_15	This account is locked out. Please contact your System Administrator, or try again at a later time.
Account_Locked_16	This account is locked out. Please contact your System Administrator, or try again at a later time.
Account_Locked_17	This account is locked out. Please contact your System Administrator, or try again at a later time.
Account_Locked_18	This account is locked out. Please contact your System Administrator, or try again at a later time.

Key	Description
Account_Locked_19	This account is locked out. Please contact your System Administrator, or try again at a later time.
Account_Locked_20	This account is locked out. Please contact your System Administrator, or try again at a later time.
Account_Locked_2000	Kaly - This account is locked out. Please contact your System Administrator, or try again at a later time.
Account_Locked_21	This account is locked out. Please contact your System Administrator, or try again at a later time.
Account_Locked_22	This account is locked out. Please contact your System Administrator, or try again at a later time.
Account_Locked_23	This account is locked out. Please contact your System Administrator, or try again at a later time.
Account_Locked_24	This account is locked out. Please contact your System Administrator, or try again at a later time.
Account_Locked_25	This account is locked out. Please contact your System Administrator, or try again at a later time.
Account_Locked_26	Kaly - This account is locked out. Please contact your System Administrator, or try again at a later time.
Account_Locked_27	Kaly - This account is locked out. Please contact your System Administrator, or try again at a later time.
Account_Locked_29	Kaly - This account is locked out. Please contact your System Administrator, or try again at a later time.
Account_Locked_3	This account is locked out. Please contact your System Administrator, or try again at a later time.
Account_Locked_5	This account is locked out. Please contact your System Administrator, or try again at a later time.
AccountDetails_Enrollment_1	Enrollment
AccountDetails_Enrollment_11	Enrollment
AccountDetails_Enrollment_12	Enrollment
AccountDetails_Enrollment_13	Enrollment
AccountDetails_Enrollment_14	Enrollment

Key	Description
AccountDetails_Enrollment_15	Enrollment
AccountDetails_Enrollment_16	Enrollment
AccountDetails_Enrollment_17	Enrollment
AccountDetails_Enrollment_18	Enrollment
AccountDetails_Enrollment_19	Enrollment
AccountDetails_Enrollment_20	Enrollment
AccountDetails_Enrollment_2000	Enrollment
AccountDetails_Enrollment_21	Enrollment
AccountDetails_Enrollment_22	Enrollment
AccountDetails_Enrollment_23	Enrollment
AccountDetails_Enrollment_24	Enrollment
AccountDetails_Enrollment_25	Enrollment
AccountDetails_Enrollment_26	Enrollment
AccountDetails_Enrollment_27	Enrollment
AccountDetails_Enrollment_29	Enrollment
AccountDetails_Enrollment_3	Enrollment
AccountDetails_Enrollment_5	Enrollment
AccountDetails_Overall_1	Overall
AccountDetails_Overall_11	Overall
AccountDetails_Overall_12	Overall
AccountDetails_Overall_13	Overall
AccountDetails_Overall_14	Overall
AccountDetails_Overall_15	Overall
AccountDetails_Overall_16	Overall
AccountDetails_Overall_17	Overall
AccountDetails_Overall_18	Overall
AccountDetails_Overall_19	Overall
AccountDetails_Overall_20	Overall

Key	Description
AccountDetails_Overall_2000	Overall
AccountDetails_Overall_21	Overall
AccountDetails_Overall_22	Overall
AccountDetails_Overall_23	Overall
AccountDetails_Overall_24	Overall
AccountDetails_Overall_25	Overall
AccountDetails_Overall_26	Overall
AccountDetails_Overall_27	Overall
AccountDetails_Overall_29	Overall
AccountDetails_Overall_3	Overall
AccountDetails_Overall_5	Overall
AgentsCreated_1	You have created {0} of a possible {1} agents. test cache
AgentsCreated_11	You have created {0} of a possible {1} agents. test cache
AgentsCreated_12	You have created {0} of a possible {1} agents. test cache
AgentsCreated_13	You have created {0} of a possible {1} agents. test cache
AgentsCreated_14	You have created {0} of a possible {1} agents. test cache
AgentsCreated_15	You have created {0} of a possible {1} agents. test cache
AgentsCreated_16	You have created {0} of a possible {1} agents. test cache
AgentsCreated_17	You have created {0} of a possible {1} agents. test cache
AgentsCreated_18	You have created {0} of a possible {1} agents. test cache
AgentsCreated_19	You have created {0} of a possible {1} agents. test cache

Key	Description
AgentsCreated_20	You have created {0} of a possible {1} agents. test cache
AgentsCreated_2000	You have created {0} of a possible {1} agents. test cache
AgentsCreated_21	You have created {0} of a possible {1} agents. test cache
AgentsCreated_22	You have created {0} of a possible {1} agents. test cache
AgentsCreated_23	You have created {0} of a possible {1} agents. test cache
AgentsCreated_24	You have created {0} of a possible {1} agents. test cache
AgentsCreated_25	You have created {0} of a possible {1} agents. test cache
AgentsCreated_26	You have created {0} of a possible {1} agents. test cache
AgentsCreated_27	You have created {0} of a possible {1} agents. test cache
AgentsCreated_29	You have created {0} of a possible {1} agents. test cache
AgentsCreated_3	You have created {0} of a possible {1} agents. test cache
AgentsCreated_5	You have created {0} of a possible {1} agents. test cache
Alerts_1	Alerts
Alerts_11	Alerts
Alerts_12	Alerts
Alerts_13	Alerts
Alerts_14	Alerts
Alerts_15	Alerts
Alerts_16	Alerts
Alerts_17	Alerts
Alerts_18	Alerts

Key	Description
Alerts_19	Alerts
Alerts_20	Alerts
Alerts_2000	Alerts
Alerts_21	Alerts
Alerts_22	Alerts
Alerts_23	Alerts
Alerts_24	Alerts
Alerts_25	Alerts
Alerts_26	Alerts
Alerts_27	Alerts
Alerts_29	Alerts
Alerts_3	Alerts
Alerts_5	Alerts
AlreadyRegistered_1	Already Registered
AlreadyRegistered_11	Already Registered
AlreadyRegistered_12	Already Registered
AlreadyRegistered_13	Already Registered
AlreadyRegistered_14	Already Registered
AlreadyRegistered_15	Already Registered
AlreadyRegistered_16	Already Registered
AlreadyRegistered_17	Already Registered
AlreadyRegistered_18	Already Registered
AlreadyRegistered_19	Already Registered
AlreadyRegistered_20	Already Registered
AlreadyRegistered_2000	Already Registered
AlreadyRegistered_21	Already Registered
AlreadyRegistered_22	Already Registered
AlreadyRegistered_23	Already Registered

Key	Description
AlreadyRegistered_24	Already Registered
AlreadyRegistered_25	Already Registered
AlreadyRegistered_26	Already Registered
AlreadyRegistered_27	Already Registered
AlreadyRegistered_29	Already Registered
AlreadyRegistered_3	Already Registered
AlreadyRegistered_5	Already Registered
Applicant_Choose_GradeLevel_1	Please enter your previous Grade Level Achieved
Applicant_Choose_GradeLevel_11	Please enter your previous Grade Level Achieved
Applicant_Choose_GradeLevel_12	Please enter your previous Grade Level Achieved
Applicant_Choose_GradeLevel_13	Please enter your previous Grade Level Achieved
Applicant_Choose_GradeLevel_14	Please enter your previous Grade Level Achieved
Applicant_Choose_GradeLevel_15	Please enter your previous Grade Level Achieved
Applicant_Choose_GradeLevel_16	Please enter your previous Grade Level Achieved
Applicant_Choose_GradeLevel_17	Please enter your previous Grade Level Achieved
Applicant_Choose_GradeLevel_18	Please enter your previous Grade Level Achieved
Applicant_Choose_GradeLevel_19	Please enter your previous Grade Level Achieved
Applicant_Choose_GradeLevel_20	Please enter your previous Grade Level Achieved
Applicant_Choose_GradeLevel_2000	Please enter your previous Grade Level Achieved
Applicant_Choose_GradeLevel_21	Please enter your previous Grade Level Achieved
Applicant_Choose_GradeLevel_22	Please enter your previous Grade Level Achieved
Applicant_Choose_GradeLevel_23	Please enter your previous Grade Level Achieved
Applicant_Choose_GradeLevel_24	Please enter your previous Grade Level Achieved
Applicant_Choose_GradeLevel_25	Please enter your previous Grade Level Achieved
Applicant_Choose_GradeLevel_26	Please enter your previous Grade Level Achieved
Applicant_Choose_GradeLevel_27	Please enter your previous Grade Level Achieved
Applicant_Choose_GradeLevel_29	Please enter your previous Grade Level Achieved
Applicant_Choose_GradeLevel_3	Please enter your previous Grade Level Achieved

Key	Description
Applicant_Choose_GradeLevel_5	Please enter your previous Grade Level Achieved
Applicant_Choose_HighestEducLevel_1	Please choose your highest level of education achieved
Applicant_Choose_HighestEducLevel_11	Please choose your highest level of education achieved
Applicant_Choose_HighestEducLevel_12	Please choose your highest level of education achieved
Applicant_Choose_HighestEducLevel_13	Please choose your highest level of education achieved
Applicant_Choose_HighestEducLevel_14	Please choose your highest level of education achieved
Applicant_Choose_HighestEducLevel_15	Please choose your highest level of education achieved
Applicant_Choose_HighestEducLevel_16	Please choose your highest level of education achieved
Applicant_Choose_HighestEducLevel_17	Please choose your highest level of education achieved
Applicant_Choose_HighestEducLevel_18	Please choose your highest level of education achieved
Applicant_Choose_HighestEducLevel_19	Please choose your highest level of education achieved
Applicant_Choose_HighestEducLevel_20	Please choose your highest level of education achieved
Applicant_Choose_HighestEducLevel_2000	Please choose your highest level of education achieved
Applicant_Choose_HighestEducLevel_21	Please choose your highest level of education achieved
Applicant_Choose_HighestEducLevel_22	Please choose your highest level of education achieved
Applicant_Choose_HighestEducLevel_23	Please choose your highest level of education achieved
Applicant_Choose_HighestEducLevel_24	Please choose your highest level of education achieved
Applicant_Choose_HighestEducLevel_25	Please choose your highest level of education achieved

Key	Description
Applicant_Choose_HighestEduLevel_26	Please choose your highest level of education achieved
Applicant_Choose_HighestEduLevel_27	Please choose your highest level of education achieved
Applicant_Choose_HighestEduLevel_29	Please choose your highest level of education achieved
Applicant_Choose_HighestEduLevel_3	Please choose your highest level of education achieved
Applicant_Choose_HighestEduLevel_5	Please choose your highest level of education achieved
Applicant_Choose_HighSchoolName_1	Please enter your High School's Name
Applicant_Choose_HighSchoolName_11	Please enter your High School's Name
Applicant_Choose_HighSchoolName_12	Please enter your High School's Name
Applicant_Choose_HighSchoolName_13	Please enter your High School's Name
Applicant_Choose_HighSchoolName_14	Please enter your High School's Name
Applicant_Choose_HighSchoolName_15	Please enter your High School's Name
Applicant_Choose_HighSchoolName_16	Please enter your High School's Name
Applicant_Choose_HighSchoolName_17	Please enter your High School's Name
Applicant_Choose_HighSchoolName_18	Please enter your High School's Name
Applicant_Choose_HighSchoolName_19	Please enter your High School's Name
Applicant_Choose_HighSchoolName_20	Please enter your High School's Name
Applicant_Choose_HighSchoolName_2000	Please enter your High School's Name
Applicant_Choose_HighSchoolName_21	Please enter your High School's Name
Applicant_Choose_HighSchoolName_22	Please enter your High School's Name
Applicant_Choose_HighSchoolName_23	Please enter your High School's Name
Applicant_Choose_HighSchoolName_24	Please enter your High School's Name
Applicant_Choose_HighSchoolName_25	Please enter your High School's Name
Applicant_Choose_HighSchoolName_26	Please enter your High School's Name
Applicant_Choose_HighSchoolName_27	Please enter your High School's Name
Applicant_Choose_HighSchoolName_29	Please enter your High School's Name

Key	Description
Applicant_Choose_HighSchoolName_3	Please enter your High School's Name
Applicant_Choose_HighSchoolName_5	Please enter your High School's Name
Applicant_Choose_HighSchoolState_1	Please enter your High School's State
Applicant_Choose_HighSchoolState_11	Please enter your High School's State
Applicant_Choose_HighSchoolState_12	Please enter your High School's State
Applicant_Choose_HighSchoolState_13	Please enter your High School's State
Applicant_Choose_HighSchoolState_14	Please enter your High School's State
Applicant_Choose_HighSchoolState_15	Please enter your High School's State
Applicant_Choose_HighSchoolState_16	Please enter your High School's State
Applicant_Choose_HighSchoolState_17	Please enter your High School's State
Applicant_Choose_HighSchoolState_18	Please enter your High School's State
Applicant_Choose_HighSchoolState_19	Please enter your High School's State
Applicant_Choose_HighSchoolState_20	Please enter your High School's State
Applicant_Choose_HighSchoolState_2000	Please enter your High School's State
Applicant_Choose_HighSchoolState_21	Please enter your High School's State
Applicant_Choose_HighSchoolState_22	Please enter your High School's State
Applicant_Choose_HighSchoolState_23	Please enter your High School's State
Applicant_Choose_HighSchoolState_24	Please enter your High School's State
Applicant_Choose_HighSchoolState_25	Please enter your High School's State
Applicant_Choose_HighSchoolState_26	Please enter your High School's State
Applicant_Choose_HighSchoolState_27	Please enter your High School's State
Applicant_Choose_HighSchoolState_29	Please enter your High School's State
Applicant_Choose_HighSchoolState_3	Please enter your High School's State
Applicant_Choose_HighSchoolState_5	Please enter your High School's State
Applicant_Choose_PreviousCollege_1	Please choose your Previous College
Applicant_Choose_PreviousCollege_11	Please choose your Previous College
Applicant_Choose_PreviousCollege_12	Please choose your Previous College
Applicant_Choose_PreviousCollege_13	Please choose your Previous College

Key	Description
Applicant_Choose_PreviousCollege_14	Please choose your Previous College
Applicant_Choose_PreviousCollege_15	Please choose your Previous College
Applicant_Choose_PreviousCollege_16	Please choose your Previous College
Applicant_Choose_PreviousCollege_17	Please choose your Previous College
Applicant_Choose_PreviousCollege_18	Please choose your Previous College
Applicant_Choose_PreviousCollege_19	Please choose your Previous College
Applicant_Choose_PreviousCollege_20	Please choose your Previous College
Applicant_Choose_PreviousCollege_2000	Please choose your Previous College
Applicant_Choose_PreviousCollege_21	Please choose your Previous College
Applicant_Choose_PreviousCollege_22	Please choose your Previous College
Applicant_Choose_PreviousCollege_23	Please choose your Previous College
Applicant_Choose_PreviousCollege_24	Please choose your Previous College
Applicant_Choose_PreviousCollege_25	Please choose your Previous College
Applicant_Choose_PreviousCollege_26	Please choose your Previous College
Applicant_Choose_PreviousCollege_27	Please choose your Previous College
Applicant_Choose_PreviousCollege_29	Please choose your Previous College
Applicant_Choose_PreviousCollege_3	Please choose your Previous College
Applicant_Choose_PreviousCollege_5	Please choose your Previous College
Applicant_Choose_PreviousCollegeState_1	Please choose your Previous College State
Applicant_Choose_PreviousCollegeState_11	Please choose your Previous College State
Applicant_Choose_PreviousCollegeState_12	Please choose your Previous College State
Applicant_Choose_PreviousCollegeState_13	Please choose your Previous College State
Applicant_Choose_PreviousCollegeState_14	Please choose your Previous College State
Applicant_Choose_PreviousCollegeState_15	Please choose your Previous College State
Applicant_Choose_PreviousCollegeState_16	Please choose your Previous College State
Applicant_Choose_PreviousCollegeState_17	Please choose your Previous College State
Applicant_Choose_PreviousCollegeState_18	Please choose your Previous College State
Applicant_Choose_PreviousCollegeState_19	Please choose your Previous College State

Key	Description
Applicant_Choose_PreviousCollegeState_20	Please choose your Previous College State
Applicant_Choose_PreviousCollegeState_2000	Please choose your Previous College State
Applicant_Choose_PreviousCollegeState_21	Please choose your Previous College State
Applicant_Choose_PreviousCollegeState_22	Please choose your Previous College State
Applicant_Choose_PreviousCollegeState_23	Please choose your Previous College State
Applicant_Choose_PreviousCollegeState_24	Please choose your Previous College State
Applicant_Choose_PreviousCollegeState_25	Please choose your Previous College State
Applicant_Choose_PreviousCollegeState_26	Please choose your Previous College State
Applicant_Choose_PreviousCollegeState_27	Please choose your Previous College State
Applicant_Choose_PreviousCollegeState_29	Please choose your Previous College State
Applicant_Choose_PreviousCollegeState_3	Please choose your Previous College State
Applicant_Choose_PreviousCollegeState_5	Please choose your Previous College State
Applicant_Choose_Program_1	Please choose the program you wish to apply for
Applicant_Choose_Program_11	Please choose the program you wish to apply for
Applicant_Choose_Program_12	Please choose the program you wish to apply for
Applicant_Choose_Program_13	Please choose the program you wish to apply for
Applicant_Choose_Program_14	Please choose the program you wish to apply for
Applicant_Choose_Program_15	Please choose the program you wish to apply for
Applicant_Choose_Program_16	Please choose the program you wish to apply for
Applicant_Choose_Program_17	Please choose the program you wish to apply for
Applicant_Choose_Program_18	Please choose the program you wish to apply for
Applicant_Choose_Program_19	Please choose the program you wish to apply for
Applicant_Choose_Program_20	Please choose the program you wish to apply for
Applicant_Choose_Program_2000	Please choose the program you wish to apply for
Applicant_Choose_Program_21	Please choose the program you wish to apply for
Applicant_Choose_Program_22	Please choose the program you wish to apply for
Applicant_Choose_Program_23	Please choose the program you wish to apply for
Applicant_Choose_Program_24	Please choose the program you wish to apply for

Key	Description
Applicant_Choose_Program_25	Please choose the program you wish to apply for
Applicant_Choose_Program_26	Please choose the program you wish to apply for
Applicant_Choose_Program_27	Please choose the program you wish to apply for
Applicant_Choose_Program_29	Please choose the program you wish to apply for
Applicant_Choose_Program_3	Please choose the program you wish to apply for
Applicant_Choose_Program_5	Please choose the program you wish to apply for
Applicant_Enter_OtherPreviousCollege_1	Please type in your Other Previous College
Applicant_Enter_OtherPreviousCollege_11	Please type in your Other Previous College
Applicant_Enter_OtherPreviousCollege_12	Please type in your Other Previous College
Applicant_Enter_OtherPreviousCollege_13	Please type in your Other Previous College
Applicant_Enter_OtherPreviousCollege_14	Please type in your Other Previous College
Applicant_Enter_OtherPreviousCollege_15	Please type in your Other Previous College
Applicant_Enter_OtherPreviousCollege_16	Please type in your Other Previous College
Applicant_Enter_OtherPreviousCollege_17	Please type in your Other Previous College
Applicant_Enter_OtherPreviousCollege_18	Please type in your Other Previous College
Applicant_Enter_OtherPreviousCollege_19	Please type in your Other Previous College
Applicant_Enter_OtherPreviousCollege_20	Please type in your Other Previous College
Applicant_Enter_OtherPreviousCollege_2000	Please type in your Other Previous College
Applicant_Enter_OtherPreviousCollege_21	Please type in your Other Previous College
Applicant_Enter_OtherPreviousCollege_22	Please type in your Other Previous College
Applicant_Enter_OtherPreviousCollege_23	Please type in your Other Previous College
Applicant_Enter_OtherPreviousCollege_24	Please type in your Other Previous College
Applicant_Enter_OtherPreviousCollege_25	Please type in your Other Previous College
Applicant_Enter_OtherPreviousCollege_26	Please type in your Other Previous College
Applicant_Enter_OtherPreviousCollege_27	Please type in your Other Previous College
Applicant_Enter_OtherPreviousCollege_29	Please type in your Other Previous College
Applicant_Enter_OtherPreviousCollege_3	Please type in your Other Previous College
Applicant_Enter_OtherPreviousCollege_5	Please type in your Other Previous College

Key	Description
Applicant_Progress_Completed_1	Complete/Not Submitted
Applicant_Progress_Completed_11	Complete/Not Submitted
Applicant_Progress_Completed_12	Complete/Not Submitted
Applicant_Progress_Completed_13	Complete/Not Submitted
Applicant_Progress_Completed_14	Complete/Not Submitted
Applicant_Progress_Completed_15	Complete/Not Submitted
Applicant_Progress_Completed_16	Complete/Not Submitted
Applicant_Progress_Completed_17	Complete/Not Submitted
Applicant_Progress_Completed_18	Complete/Not Submitted
Applicant_Progress_Completed_19	Complete/Not Submitted
Applicant_Progress_Completed_20	Complete/Not Submitted
Applicant_Progress_Completed_2000	Complete/Not Submitted
Applicant_Progress_Completed_21	Complete/Not Submitted
Applicant_Progress_Completed_22	Complete/Not Submitted
Applicant_Progress_Completed_23	Complete/Not Submitted
Applicant_Progress_Completed_24	Complete/Not Submitted
Applicant_Progress_Completed_25	Complete/Not Submitted
Applicant_Progress_Completed_26	Complete/Not Submitted
Applicant_Progress_Completed_27	Complete/Not Submitted
Applicant_Progress_Completed_29	Complete/Not Submitted
Applicant_Progress_Completed_3	Complete/Not Submitted
Applicant_Progress_Completed_5	Complete/Not Submitted
Applicant_Progress_InProgress_1	In Progress
Applicant_Progress_InProgress_11	In Progress
Applicant_Progress_InProgress_12	In Progress
Applicant_Progress_InProgress_13	In Progress
Applicant_Progress_InProgress_14	In Progress
Applicant_Progress_InProgress_15	In Progress

Key	Description
Applicant_Progress_InProgress_16	In Progress
Applicant_Progress_InProgress_17	In Progress
Applicant_Progress_InProgress_18	In Progress
Applicant_Progress_InProgress_19	In Progress
Applicant_Progress_InProgress_20	In Progress
Applicant_Progress_InProgress_2000	In Progress
Applicant_Progress_InProgress_21	In Progress
Applicant_Progress_InProgress_22	In Progress
Applicant_Progress_InProgress_23	In Progress
Applicant_Progress_InProgress_24	In Progress
Applicant_Progress_InProgress_25	In Progress
Applicant_Progress_InProgress_26	In Progress
Applicant_Progress_InProgress_27	In Progress
Applicant_Progress_InProgress_29	In Progress
Applicant_Progress_InProgress_3	In Progress
Applicant_Progress_InProgress_5	In Progress
Applicant_Progress_NotStarted_1	Not Started
Applicant_Progress_NotStarted_11	Not Started
Applicant_Progress_NotStarted_12	Not Started
Applicant_Progress_NotStarted_13	Not Started
Applicant_Progress_NotStarted_14	Not Started
Applicant_Progress_NotStarted_15	Not Started
Applicant_Progress_NotStarted_16	Not Started
Applicant_Progress_NotStarted_17	Not Started
Applicant_Progress_NotStarted_18	Not Started
Applicant_Progress_NotStarted_19	Not Started
Applicant_Progress_NotStarted_20	Not Started
Applicant_Progress_NotStarted_2000	Not Started

Key	Description
Applicant_Progress_NotStarted_21	Not Started
Applicant_Progress_NotStarted_22	Not Started
Applicant_Progress_NotStarted_23	Not Started
Applicant_Progress_NotStarted_24	Not Started
Applicant_Progress_NotStarted_25	Not Started
Applicant_Progress_NotStarted_26	Not Started
Applicant_Progress_NotStarted_27	Not Started
Applicant_Progress_NotStarted_29	Not Started
Applicant_Progress_NotStarted_3	Not Started
Applicant_Progress_NotStarted_5	Not Started
ApplicantDesc_0	Message that will be displayed below the Applicant Portal link.
ApplicationHistory_1	Application History
ApplicationHistory_11	Application History
ApplicationHistory_12	Application History
ApplicationHistory_13	Application History
ApplicationHistory_14	Application History
ApplicationHistory_15	Application History
ApplicationHistory_16	Application History
ApplicationHistory_17	Application History
ApplicationHistory_18	Application History
ApplicationHistory_19	Application History
ApplicationHistory_20	Application History
ApplicationHistory_2000	Application History
ApplicationHistory_21	Application History
ApplicationHistory_22	Application History
ApplicationHistory_23	Application History
ApplicationHistory_24	Application History

Key	Description
ApplicationHistory_25	Application History
ApplicationHistory_26	Application History
ApplicationHistory_27	Application History
ApplicationHistory_29	Application History
ApplicationHistory_3	Application History
ApplicationHistory_5	Application History
Apply_1	Apply
Apply_11	Apply
Apply_12	Apply
Apply_13	Apply
Apply_14	Apply
Apply_15	Apply
Apply_16	Apply
Apply_17	Apply
Apply_18	Apply
Apply_19	Apply
Apply_20	Apply
Apply_2000	Apply
Apply_21	Apply
Apply_22	Apply
Apply_23	Apply
Apply_24	Apply
Apply_25	Apply
Apply_26	Apply
Apply_27	Apply
Apply_29	Apply
Apply_3	Apply
Apply_5	Apply

Key	Description
ApplyNow_1	Apply Now
ApplyNow_11	Apply Now
ApplyNow_12	Apply Now
ApplyNow_13	Apply Now
ApplyNow_14	Apply Now
ApplyNow_15	Apply Now
ApplyNow_16	Apply Now
ApplyNow_17	Apply Now
ApplyNow_18	Apply Now
ApplyNow_19	Apply Now
ApplyNow_20	Apply Now
ApplyNow_2000	Apply Now
ApplyNow_21	Apply Now
ApplyNow_22	Apply Now
ApplyNow_23	Apply Now
ApplyNow_24	Apply Now
ApplyNow_25	Apply Now
ApplyNow_26	Apply Now
ApplyNow_27	Apply Now
ApplyNow_29	Apply Now
ApplyNow_3	Apply Now
ApplyNow_5	Apply Now
Appts_1	Appts
Appts_11	Appts
Appts_12	Appts
Appts_13	Appts
Appts_14	Appts
Appts_15	Appts

Key	Description
Appts_16	Appts
Appts_17	Appts
Appts_18	Appts
Appts_19	Appts
Appts_20	Appts
Appts_2000	Appts
Appts_21	Appts
Appts_22	Appts
Appts_23	Appts
Appts_24	Appts
Appts_25	Appts
Appts_26	Appts
Appts_27	Appts
Appts_29	Appts
Appts_3	Appts
Appts_5	Appts
AtAGlance_Balance_1	Acct Bal.
AtAGlance_Balance_11	Acct Bal.
AtAGlance_Balance_12	Acct Bal.
AtAGlance_Balance_13	Acct Bal.
AtAGlance_Balance_14	Acct Bal.
AtAGlance_Balance_15	Acct Bal.
AtAGlance_Balance_16	Acct Bal.
AtAGlance_Balance_17	Acct Bal.
AtAGlance_Balance_18	Acct Bal.
AtAGlance_Balance_19	Acct Bal.
AtAGlance_Balance_20	Acct Bal.
AtAGlance_Balance_2000	Acct Bal.

Key	Description
AtAGlance_Balance_21	Acct Bal.
AtAGlance_Balance_22	Acct Bal.
AtAGlance_Balance_23	Acct Bal.
AtAGlance_Balance_24	Acct Bal.
AtAGlance_Balance_25	Acct Bal.
AtAGlance_Balance_26	Acct Bal.
AtAGlance_Balance_27	Acct Bal.
AtAGlance_Balance_29	Acct Bal.
AtAGlance_Balance_3	Acct Bal.
AtAGlance_Balance_5	Acct Bal.
AtAGlance_Credits_1	Credits
AtAGlance_Credits_11	Credits
AtAGlance_Credits_12	Credits
AtAGlance_Credits_13	Credits
AtAGlance_Credits_14	Credits
AtAGlance_Credits_15	Credits
AtAGlance_Credits_16	Credits
AtAGlance_Credits_17	Credits
AtAGlance_Credits_18	Credits
AtAGlance_Credits_19	Credits
AtAGlance_Credits_20	Credits
AtAGlance_Credits_2000	Credits
AtAGlance_Credits_21	Credits
AtAGlance_Credits_22	Credits
AtAGlance_Credits_23	Credits
AtAGlance_Credits_24	Credits
AtAGlance_Credits_25	Credits
AtAGlance_Credits_26	Credits

Key	Description
AtAGlance_Credits_27	Credits
AtAGlance_Credits_29	Credits
AtAGlance_Credits_3	Credits
AtAGlance_Credits_5	Credits
AtAGlance_GPA_1	GPA
AtAGlance_GPA_11	GPA
AtAGlance_GPA_12	GPA
AtAGlance_GPA_13	GPA
AtAGlance_GPA_14	GPA
AtAGlance_GPA_15	GPA
AtAGlance_GPA_16	GPA
AtAGlance_GPA_17	GPA
AtAGlance_GPA_18	GPA
AtAGlance_GPA_19	GPA
AtAGlance_GPA_20	GPA
AtAGlance_GPA_2000	GPA
AtAGlance_GPA_21	GPA
AtAGlance_GPA_22	GPA
AtAGlance_GPA_23	GPA
AtAGlance_GPA_24	GPA
AtAGlance_GPA_25	GPA
AtAGlance_GPA_26	GPA
AtAGlance_GPA_27	GPA
AtAGlance_GPA_29	GPA
AtAGlance_GPA_3	GPA
AtAGlance_GPA_5	GPA
AtAGlance_Program_1	Program
AtAGlance_Program_11	Program

Key	Description
AtAGlance_Program_12	Program
AtAGlance_Program_13	Program
AtAGlance_Program_14	Program
AtAGlance_Program_15	Program
AtAGlance_Program_16	Program
AtAGlance_Program_17	Program
AtAGlance_Program_18	Program
AtAGlance_Program_19	Program
AtAGlance_Program_20	Program
AtAGlance_Program_2000	Program
AtAGlance_Program_21	Program
AtAGlance_Program_22	Program
AtAGlance_Program_23	Program
AtAGlance_Program_24	Program
AtAGlance_Program_25	Program
AtAGlance_Program_26	Program
AtAGlance_Program_27	Program
AtAGlance_Program_29	Program
AtAGlance_Program_3	Program
AtAGlance_Program_5	Program
AtAGlance_Unknown_1	Unknown
AtAGlance_Unknown_11	Unknown
AtAGlance_Unknown_12	Unknown
AtAGlance_Unknown_13	Unknown
AtAGlance_Unknown_14	Unknown
AtAGlance_Unknown_15	Unknown
AtAGlance_Unknown_16	Unknown
AtAGlance_Unknown_17	Unknown

Key	Description
AtAGlance_Unknown_18	Unknown
AtAGlance_Unknown_19	Unknown
AtAGlance_Unknown_20	Unknown
AtAGlance_Unknown_2000	Unknown
AtAGlance_Unknown_21	Unknown
AtAGlance_Unknown_22	Unknown
AtAGlance_Unknown_23	Unknown
AtAGlance_Unknown_24	Unknown
AtAGlance_Unknown_25	Unknown
AtAGlance_Unknown_26	Unknown
AtAGlance_Unknown_27	Unknown
AtAGlance_Unknown_29	Unknown
AtAGlance_Unknown_3	Unknown
AtAGlance_Unknown_5	Unknown
CC_Invalid_Length_1	Invalid Credit Card Length
CC_Invalid_Length_11	Invalid Credit Card Length
CC_Invalid_Length_12	Invalid Credit Card Length
CC_Invalid_Length_13	Invalid Credit Card Length
CC_Invalid_Length_14	Invalid Credit Card Length
CC_Invalid_Length_15	Invalid Credit Card Length
CC_Invalid_Length_16	Invalid Credit Card Length
CC_Invalid_Length_17	Invalid Credit Card Length
CC_Invalid_Length_18	Invalid Credit Card Length
CC_Invalid_Length_19	Invalid Credit Card Length
CC_Invalid_Length_20	Invalid Credit Card Length
CC_Invalid_Length_2000	Invalid Credit Card Length
CC_Invalid_Length_21	Invalid Credit Card Length
CC_Invalid_Length_22	Invalid Credit Card Length

Key	Description
CC_Invalid_Length_23	Invalid Credit Card Length
CC_Invalid_Length_24	Invalid Credit Card Length
CC_Invalid_Length_25	Invalid Credit Card Length
CC_Invalid_Length_26	Invalid Credit Card Length
CC_Invalid_Length_27	Invalid Credit Card Length
CC_Invalid_Length_29	Invalid Credit Card Length
CC_Invalid_Length_3	Invalid Credit Card Length
CC_Invalid_Length_5	Invalid Credit Card Length
CC_Invalid_Number_1	Invalid Credit Card Number
CC_Invalid_Number_11	Invalid Credit Card Number
CC_Invalid_Number_12	Invalid Credit Card Number
CC_Invalid_Number_13	Invalid Credit Card Number
CC_Invalid_Number_14	Invalid Credit Card Number
CC_Invalid_Number_15	Invalid Credit Card Number
CC_Invalid_Number_16	Invalid Credit Card Number
CC_Invalid_Number_17	Invalid Credit Card Number
CC_Invalid_Number_18	Invalid Credit Card Number
CC_Invalid_Number_19	Invalid Credit Card Number
CC_Invalid_Number_20	Invalid Credit Card Number
CC_Invalid_Number_2000	Invalid Credit Card Number
CC_Invalid_Number_21	Invalid Credit Card Number
CC_Invalid_Number_22	Invalid Credit Card Number
CC_Invalid_Number_23	Invalid Credit Card Number
CC_Invalid_Number_24	Invalid Credit Card Number
CC_Invalid_Number_25	Invalid Credit Card Number
CC_Invalid_Number_26	Invalid Credit Card Number
CC_Invalid_Number_27	Invalid Credit Card Number
CC_Invalid_Number_29	Invalid Credit Card Number

Key	Description
CC_Invalid_Number_3	Invalid Credit Card Number
CC_Invalid_Number_5	Invalid Credit Card Number
CC_Invalid_Type_1	Invalid Credit Card Type
CC_Invalid_Type_11	Invalid Credit Card Type
CC_Invalid_Type_12	Invalid Credit Card Type
CC_Invalid_Type_13	Invalid Credit Card Type
CC_Invalid_Type_14	Invalid Credit Card Type
CC_Invalid_Type_15	Invalid Credit Card Type
CC_Invalid_Type_16	Invalid Credit Card Type
CC_Invalid_Type_17	Invalid Credit Card Type
CC_Invalid_Type_18	Invalid Credit Card Type
CC_Invalid_Type_19	Invalid Credit Card Type
CC_Invalid_Type_20	Invalid Credit Card Type
CC_Invalid_Type_2000	Invalid Credit Card Type
CC_Invalid_Type_21	Invalid Credit Card Type
CC_Invalid_Type_22	Invalid Credit Card Type
CC_Invalid_Type_23	Invalid Credit Card Type
CC_Invalid_Type_24	Invalid Credit Card Type
CC_Invalid_Type_25	Invalid Credit Card Type
CC_Invalid_Type_26	Invalid Credit Card Type
CC_Invalid_Type_27	Invalid Credit Card Type
CC_Invalid_Type_29	Invalid Credit Card Type
CC_Invalid_Type_3	Invalid Credit Card Type
CC_Invalid_Type_5	Invalid Credit Card Type
ChangesNotSaved_1	Your changes have not been saved yet. Please press update to save your changes, or cancel to discard your changes, before selecting another item.

Key	Description
ChangesNotSaved_11	Your changes have not been saved yet. Please press update to save your changes, or cancel to discard your changes, before selecting another item.
ChangesNotSaved_12	Your changes have not been saved yet. Please press update to save your changes, or cancel to discard your changes, before selecting another item.
ChangesNotSaved_13	Your changes have not been saved yet. Please press update to save your changes, or cancel to discard your changes, before selecting another item.
ChangesNotSaved_14	Your changes have not been saved yet. Please press update to save your changes, or cancel to discard your changes, before selecting another item.
ChangesNotSaved_15	Your changes have not been saved yet. Please press update to save your changes, or cancel to discard your changes, before selecting another item.
ChangesNotSaved_16	Your changes have not been saved yet. Please press update to save your changes, or cancel to discard your changes, before selecting another item.
ChangesNotSaved_17	Your changes have not been saved yet. Please press update to save your changes, or cancel to discard your changes, before selecting another item.
ChangesNotSaved_18	Your changes have not been saved yet. Please press update to save your changes, or cancel to discard your changes, before selecting another item.
ChangesNotSaved_19	Your changes have not been saved yet. Please press update to save your changes, or cancel to discard your changes, before selecting another item.
ChangesNotSaved_20	Your changes have not been saved yet. Please press update to save your changes, or cancel to discard your changes, before selecting another item.
ChangesNotSaved_2000	Your changes have not been saved yet. Please press update to save your changes, or cancel to discard your changes, before selecting another item.
ChangesNotSaved_21	Your changes have not been saved yet. Please press update to save your changes, or cancel to discard your changes, before selecting another item.

Key	Description
ChangesNotSaved_22	Your changes have not been saved yet. Please press update to save your changes, or cancel to discard your changes, before selecting another item.
ChangesNotSaved_23	Your changes have not been saved yet. Please press update to save your changes, or cancel to discard your changes, before selecting another item.
ChangesNotSaved_24	Your changes have not been saved yet. Please press update to save your changes, or cancel to discard your changes, before selecting another item.
ChangesNotSaved_25	Your changes have not been saved yet. Please press update to save your changes, or cancel to discard your changes, before selecting another item.
ChangesNotSaved_26	Your changes have not been saved yet. Please press update to save your changes, or cancel to discard your changes, before selecting another item.
ChangesNotSaved_27	Your changes have not been saved yet. Please press update to save your changes, or cancel to discard your changes, before selecting another item.
ChangesNotSaved_29	Your changes have not been saved yet. Please press update to save your changes, or cancel to discard your changes, before selecting another item.
ChangesNotSaved_3	Your changes have not been saved yet. Please press update to save your changes, or cancel to discard your changes, before selecting another item.
ChangesNotSaved_5	Your changes have not been saved yet. Please press update to save your changes, or cancel to discard your changes, before selecting another item.
ClassClosed_1	Class is Closed
ClassClosed_11	Class is Closed
ClassClosed_12	Class is Closed
ClassClosed_13	Class is Closed
ClassClosed_14	Class is Closed
ClassClosed_15	Class is Closed
ClassClosed_16	Class is Closed
ClassClosed_17	Class is Closed
ClassClosed_18	Class is Closed

Key	Description
ClassClosed_19	Class is Closed
ClassClosed_20	Class is Closed
ClassClosed_2000	Class is Closed
ClassClosed_21	Class is Closed
ClassClosed_22	Class is Closed
ClassClosed_23	Class is Closed
ClassClosed_24	Class is Closed
ClassClosed_25	Class is Closed
ClassClosed_26	Class is Closed
ClassClosed_27	Class is Closed
ClassClosed_29	Class is Closed
ClassClosed_3	Class is Closed
ClassClosed_5	Class is Closed
ClassFull_1	Class is Full
ClassFull_11	Class is Full
ClassFull_12	Class is Full
ClassFull_13	Class is Full
ClassFull_14	Class is Full
ClassFull_15	Class is Full
ClassFull_16	Class is Full
ClassFull_17	Class is Full
ClassFull_18	Class is Full
ClassFull_19	Class is Full
ClassFull_20	Class is Full
ClassFull_2000	Class is Full
ClassFull_21	Class is Full
ClassFull_22	Class is Full
ClassFull_23	Class is Full

Key	Description
ClassFull_24	Class is Full
ClassFull_25	Class is Full
ClassFull_26	Class is Full
ClassFull_27	Class is Full
ClassFull_29	Class is Full
ClassFull_3	Class is Full
ClassFull_5	Class is Full
ClassNotFound_1	Class Not Found
ClassNotFound_11	Class Not Found
ClassNotFound_12	Class Not Found
ClassNotFound_13	Class Not Found
ClassNotFound_14	Class Not Found
ClassNotFound_15	Class Not Found
ClassNotFound_16	Class Not Found
ClassNotFound_17	Class Not Found
ClassNotFound_18	Class Not Found
ClassNotFound_19	Class Not Found
ClassNotFound_20	Class Not Found
ClassNotFound_2000	Class Not Found
ClassNotFound_21	Class Not Found
ClassNotFound_22	Class Not Found
ClassNotFound_23	Class Not Found
ClassNotFound_24	Class Not Found
ClassNotFound_25	Class Not Found
ClassNotFound_26	Class Not Found
ClassNotFound_27	Class Not Found
ClassNotFound_29	Class Not Found
ClassNotFound_3	Class Not Found

Key	Description
ClassNotFound_5	Class Not Found
CoRequisiteRequired_1	Co-Requisite required
CoRequisiteRequired_11	Co-Requisite required
CoRequisiteRequired_12	Co-Requisite required
CoRequisiteRequired_13	Co-Requisite required
CoRequisiteRequired_14	Co-Requisite required
CoRequisiteRequired_15	Co-Requisite required
CoRequisiteRequired_16	Co-Requisite required
CoRequisiteRequired_17	Co-Requisite required
CoRequisiteRequired_18	Co-Requisite required
CoRequisiteRequired_19	Co-Requisite required
CoRequisiteRequired_20	Co-Requisite required
CoRequisiteRequired_2000	Co-Requisite required
CoRequisiteRequired_21	Co-Requisite required
CoRequisiteRequired_22	Co-Requisite required
CoRequisiteRequired_23	Co-Requisite required
CoRequisiteRequired_24	Co-Requisite required
CoRequisiteRequired_25	Co-Requisite required
CoRequisiteRequired_26	Co-Requisite required
CoRequisiteRequired_27	Co-Requisite required
CoRequisiteRequired_29	Co-Requisite required
CoRequisiteRequired_3	Co-Requisite required
CoRequisiteRequired_5	Co-Requisite required
DegreeAudit_CurrentProgram_1	Current Program
DegreeAudit_CurrentProgram_11	Current Program
DegreeAudit_CurrentProgram_12	Current Program
DegreeAudit_CurrentProgram_13	Current Program
DegreeAudit_CurrentProgram_14	Current Program

Key	Description
DegreeAudit_CurrentProgram_15	Current Program
DegreeAudit_CurrentProgram_16	Current Program
DegreeAudit_CurrentProgram_17	Current Program
DegreeAudit_CurrentProgram_18	Current Program
DegreeAudit_CurrentProgram_19	Current Program
DegreeAudit_CurrentProgram_20	Current Program
DegreeAudit_CurrentProgram_2000	Current Program
DegreeAudit_CurrentProgram_21	Current Program
DegreeAudit_CurrentProgram_22	Current Program
DegreeAudit_CurrentProgram_23	Current Program
DegreeAudit_CurrentProgram_24	Current Program
DegreeAudit_CurrentProgram_25	Current Program
DegreeAudit_CurrentProgram_26	Current Program
DegreeAudit_CurrentProgram_27	Current Program
DegreeAudit_CurrentProgram_29	Current Program
DegreeAudit_CurrentProgram_3	Current Program
DegreeAudit_CurrentProgram_5	Current Program
DegreeAudit_Hypothetical_1	Hypothetical Program
DegreeAudit_Hypothetical_11	Hypothetical Program
DegreeAudit_Hypothetical_12	Hypothetical Program
DegreeAudit_Hypothetical_13	Hypothetical Program
DegreeAudit_Hypothetical_14	Hypothetical Program
DegreeAudit_Hypothetical_15	Hypothetical Program
DegreeAudit_Hypothetical_16	Hypothetical Program
DegreeAudit_Hypothetical_17	Hypothetical Program
DegreeAudit_Hypothetical_18	Hypothetical Program
DegreeAudit_Hypothetical_19	Hypothetical Program
DegreeAudit_Hypothetical_20	Hypothetical Program

Key	Description
DegreeAudit_Hypothetical_2000	Hypothetical Program
DegreeAudit_Hypothetical_21	Hypothetical Program
DegreeAudit_Hypothetical_22	Hypothetical Program
DegreeAudit_Hypothetical_23	Hypothetical Program
DegreeAudit_Hypothetical_24	Hypothetical Program
DegreeAudit_Hypothetical_25	Hypothetical Program
DegreeAudit_Hypothetical_26	Hypothetical Program
DegreeAudit_Hypothetical_27	Hypothetical Program
DegreeAudit_Hypothetical_29	Hypothetical Program
DegreeAudit_Hypothetical_3	Hypothetical Program
DegreeAudit_Hypothetical_5	Hypothetical Program
Document_Download_1	Download Document
Document_Download_11	Download Document
Document_Download_12	Download Document
Document_Download_13	Download Document
Document_Download_14	Download Document
Document_Download_15	Download Document
Document_Download_16	Download Document
Document_Download_17	Download Document
Document_Download_18	Download Document
Document_Download_19	Download Document
Document_Download_20	Download Document
Document_Download_2000	Download Document
Document_Download_21	Download Document
Document_Download_22	Download Document
Document_Download_23	Download Document
Document_Download_24	Download Document
Document_Download_25	Download Document

Key	Description
Document_Download_26	Download Document
Document_Download_27	Download Document
Document_Download_29	Download Document
Document_Download_3	Download Document
Document_Download_5	Download Document
Document_Due_1	Displaying {0} of {1} documents due
Document_Due_11	Displaying {0} of {1} documents due
Document_Due_12	Displaying {0} of {1} documents due
Document_Due_13	Displaying {0} of {1} documents due
Document_Due_14	Displaying {0} of {1} documents due
Document_Due_15	Displaying {0} of {1} documents due
Document_Due_16	Displaying {0} of {1} documents due
Document_Due_17	Displaying {0} of {1} documents due
Document_Due_18	Displaying {0} of {1} documents due
Document_Due_19	Displaying {0} of {1} documents due
Document_Due_20	Displaying {0} of {1} documents due
Document_Due_2000	Displaying {0} of {1} documents due
Document_Due_21	Displaying {0} of {1} documents due
Document_Due_22	Displaying {0} of {1} documents due
Document_Due_23	Displaying {0} of {1} documents due
Document_Due_24	Displaying {0} of {1} documents due
Document_Due_25	Displaying {0} of {1} documents due
Document_Due_26	Displaying {0} of {1} documents due
Document_Due_27	Displaying {0} of {1} documents due
Document_Due_29	Displaying {0} of {1} documents due
Document_Due_3	Displaying {0} of {1} documents due
Document_Due_5	Displaying {0} of {1} documents due
Document_NoDue_1	You have no documents due.

Key	Description
Document_NoDue_11	You have no documents due.
Document_NoDue_12	You have no documents due.
Document_NoDue_13	You have no documents due.
Document_NoDue_14	You have no documents due.
Document_NoDue_15	You have no documents due.
Document_NoDue_16	You have no documents due.
Document_NoDue_17	You have no documents due.
Document_NoDue_18	You have no documents due.
Document_NoDue_19	You have no documents due.
Document_NoDue_20	You have no documents due.
Document_NoDue_2000	You have no documents due.
Document_NoDue_21	You have no documents due.
Document_NoDue_22	You have no documents due.
Document_NoDue_23	You have no documents due.
Document_NoDue_24	You have no documents due.
Document_NoDue_25	You have no documents due.
Document_NoDue_26	You have no documents due.
Document_NoDue_27	You have no documents due.
Document_NoDue_29	You have no documents due.
Document_NoDue_3	You have no documents due.
Document_NoDue_5	You have no documents due.
DropDown_All_1	All
DropDown_All_11	All
DropDown_All_12	All
DropDown_All_13	All
DropDown_All_14	All
DropDown_All_15	All
DropDown_All_16	All

Key	Description
DropDown_All_17	All
DropDown_All_18	All
DropDown_All_19	All
DropDown_All_20	All
DropDown_All_2000	All
DropDown_All_21	All
DropDown_All_22	All
DropDown_All_23	All
DropDown_All_24	All
DropDown_All_25	All
DropDown_All_26	All
DropDown_All_27	All
DropDown_All_29	All
DropDown_All_3	All
DropDown_All_5	All
DropDown_HeardOfUs_1	Please select how you heard of us
DropDown_HeardOfUs_11	Please select how you heard of us
DropDown_HeardOfUs_12	Please select how you heard of us
DropDown_HeardOfUs_13	Please select how you heard of us
DropDown_HeardOfUs_14	Please select how you heard of us
DropDown_HeardOfUs_15	Please select how you heard of us
DropDown_HeardOfUs_16	Please select how you heard of us
DropDown_HeardOfUs_17	Please select how you heard of us
DropDown_HeardOfUs_18	Please select how you heard of us
DropDown_HeardOfUs_19	Please select how you heard of us
DropDown_HeardOfUs_20	Please select how you heard of us
DropDown_HeardOfUs_2000	Please select how you heard of us
DropDown_HeardOfUs_21	Please select how you heard of us

Key	Description
DropDown_HeardOfUs_22	Please select how you heard of us
DropDown_HeardOfUs_23	Please select how you heard of us
DropDown_HeardOfUs_24	Please select how you heard of us
DropDown_HeardOfUs_25	Please select how you heard of us
DropDown_HeardOfUs_26	Please select how you heard of us
DropDown_HeardOfUs_27	Please select how you heard of us
DropDown_HeardOfUs_29	Please select how you heard of us
DropDown_HeardOfUs_3	Please select how you heard of us
DropDown_HeardOfUs_5	Please select how you heard of us
DropDown_Other_1	Other
DropDown_Other_11	Other
DropDown_Other_12	Other
DropDown_Other_13	Other
DropDown_Other_14	Other
DropDown_Other_15	Other
DropDown_Other_16	Other
DropDown_Other_17	Other
DropDown_Other_18	Other
DropDown_Other_19	Other
DropDown_Other_20	Other
DropDown_Other_2000	Other
DropDown_Other_21	Other
DropDown_Other_22	Other
DropDown_Other_23	Other
DropDown_Other_24	Other
DropDown_Other_25	Other
DropDown_Other_26	Other
DropDown_Other_27	Other

Key	Description
DropDown_Other_29	Other
DropDown_Other_3	Other
DropDown_Other_5	Other
DropDown_Select_1	Please Select
DropDown_Select_11	Please Select
DropDown_Select_12	Please Select
DropDown_Select_13	Please Select
DropDown_Select_14	Please Select
DropDown_Select_15	Please Select
DropDown_Select_16	Please Select
DropDown_Select_17	Please Select
DropDown_Select_18	Please Select
DropDown_Select_19	Please Select
DropDown_Select_20	Please Select
DropDown_Select_2000	Please Select
DropDown_Select_21	Please Select
DropDown_Select_22	Please Select
DropDown_Select_23	Please Select
DropDown_Select_24	Please Select
DropDown_Select_25	Please Select
DropDown_Select_26	Please Select
DropDown_Select_27	Please Select
DropDown_Select_29	Please Select
DropDown_Select_3	Please Select
DropDown_Select_5	Please Select
Edit_1	Edit
Edit_11	Edit
Edit_12	Edit

Key	Description
Edit_13	Edit
Edit_14	Edit
Edit_15	Edit
Edit_16	Edit
Edit_17	Edit
Edit_18	Edit
Edit_19	Edit
Edit_20	Edit
Edit_2000	Edit
Edit_21	Edit
Edit_22	Edit
Edit_23	Edit
Edit_24	Edit
Edit_25	Edit
Edit_26	Edit
Edit_27	Edit
Edit_29	Edit
Edit_3	Edit
Edit_5	Edit
EditScores_1	Edit Scores
EditScores_11	Edit Scores
EditScores_12	Edit Scores
EditScores_13	Edit Scores
EditScores_14	Edit Scores
EditScores_15	Edit Scores
EditScores_16	Edit Scores
EditScores_17	Edit Scores
EditScores_18	Edit Scores

Key	Description
EditScores_19	Edit Scores
EditScores_20	Edit Scores
EditScores_2000	Edit Scores
EditScores_21	Edit Scores
EditScores_22	Edit Scores
EditScores_23	Edit Scores
EditScores_24	Edit Scores
EditScores_25	Edit Scores
EditScores_26	Edit Scores
EditScores_27	Edit Scores
EditScores_29	Edit Scores
EditScores_3	Edit Scores
EditScores_5	Edit Scores
Email_Subject_ForgottenPwd	Forgotten Password
Email_Subject_ForgottenPwd_1	Forgotten Password
Email_Subject_ForgottenPwd_11	Forgotten Password
Email_Subject_ForgottenPwd_12	Forgotten Password
Email_Subject_ForgottenPwd_13	Forgotten Password
Email_Subject_ForgottenPwd_14	Forgotten Password
Email_Subject_ForgottenPwd_15	Forgotten Password
Email_Subject_ForgottenPwd_16	Forgotten Password
Email_Subject_ForgottenPwd_17	Forgotten Password
Email_Subject_ForgottenPwd_18	Forgotten Password
Email_Subject_ForgottenPwd_19	Forgotten Password
Email_Subject_ForgottenPwd_20	Forgotten Password
Email_Subject_ForgottenPwd_2000	Forgotten Password
Email_Subject_ForgottenPwd_21	Forgotten Password
Email_Subject_ForgottenPwd_22	Forgotten Password

Key	Description
Email_Subject_ForgottenPwd_23	Forgotten Password
Email_Subject_ForgottenPwd_24	Forgotten Password
Email_Subject_ForgottenPwd_25	Forgotten Password
Email_Subject_ForgottenPwd_26	Forgotten Password
Email_Subject_ForgottenPwd_27	Forgotten Password
Email_Subject_ForgottenPwd_29	Forgotten Password
Email_Subject_ForgottenPwd_3	Forgotten Password
Email_Subject_ForgottenPwd_5	Forgotten Password
Email_Subject_NewAccount	New Account Creation
Email_Subject_NewAccount_1	New Account Creation
Email_Subject_NewAccount_11	New Account Creation
Email_Subject_NewAccount_12	New Account Creation
Email_Subject_NewAccount_13	New Account Creation
Email_Subject_NewAccount_14	New Account Creation
Email_Subject_NewAccount_15	New Account Creation
Email_Subject_NewAccount_16	New Account Creation
Email_Subject_NewAccount_17	New Account Creation
Email_Subject_NewAccount_18	New Account Creation
Email_Subject_NewAccount_19	New Account Creation
Email_Subject_NewAccount_20	New Account Creation
Email_Subject_NewAccount_2000	New Account Creation
Email_Subject_NewAccount_21	New Account Creation
Email_Subject_NewAccount_22	New Account Creation
Email_Subject_NewAccount_23	New Account Creation
Email_Subject_NewAccount_24	New Account Creation
Email_Subject_NewAccount_25	New Account Creation
Email_Subject_NewAccount_26	New Account Creation
Email_Subject_NewAccount_27	New Account Creation

Key	Description
Email_Subject_NewAccount_29	New Account Creation
Email_Subject_NewAccount_3	New Account Creation
Email_Subject_NewAccount_5	New Account Creation
Email_Subject_NewPwd_1	New Password
Email_Subject_NewPwd_11	New Password
Email_Subject_NewPwd_12	New Password
Email_Subject_NewPwd_13	New Password
Email_Subject_NewPwd_14	New Password
Email_Subject_NewPwd_15	New Password
Email_Subject_NewPwd_16	New Password
Email_Subject_NewPwd_17	New Password
Email_Subject_NewPwd_18	New Password
Email_Subject_NewPwd_19	New Password
Email_Subject_NewPwd_20	New Password
Email_Subject_NewPwd_2000	New Password
Email_Subject_NewPwd_21	New Password
Email_Subject_NewPwd_22	New Password
Email_Subject_NewPwd_23	New Password
Email_Subject_NewPwd_24	New Password
Email_Subject_NewPwd_25	New Password
Email_Subject_NewPwd_26	New Password
Email_Subject_NewPwd_27	New Password
Email_Subject_NewPwd_29	New Password
Email_Subject_NewPwd_3	New Password
Email_Subject_NewPwd_5	New Password
EmployerDesc_0	Employer Login Here
EnterNumericValues_1	Only enter numeric values
EnterNumericValues_11	Only enter numeric values

Key	Description
EnterNumericValues_12	Only enter numeric values
EnterNumericValues_13	Only enter numeric values
EnterNumericValues_14	Only enter numeric values
EnterNumericValues_15	Only enter numeric values
EnterNumericValues_16	Only enter numeric values
EnterNumericValues_17	Only enter numeric values
EnterNumericValues_18	Only enter numeric values
EnterNumericValues_19	Only enter numeric values
EnterNumericValues_20	Only enter numeric values
EnterNumericValues_2000	Only enter numeric values
EnterNumericValues_21	Only enter numeric values
EnterNumericValues_22	Only enter numeric values
EnterNumericValues_23	Only enter numeric values
EnterNumericValues_24	Only enter numeric values
EnterNumericValues_25	Only enter numeric values
EnterNumericValues_26	Only enter numeric values
EnterNumericValues_27	Only enter numeric values
EnterNumericValues_29	Only enter numeric values
EnterNumericValues_3	Only enter numeric values
EnterNumericValues_5	Only enter numeric values
EnterValidAmount_1	Please enter a valid payment amount.
EnterValidAmount_11	Please enter a valid payment amount.
EnterValidAmount_12	Please enter a valid payment amount.
EnterValidAmount_13	Please enter a valid payment amount.
EnterValidAmount_14	Please enter a valid payment amount.
EnterValidAmount_15	Please enter a valid payment amount.
EnterValidAmount_16	Please enter a valid payment amount.
EnterValidAmount_17	Please enter a valid payment amount.

Key	Description
EnterValidAmount_18	Please enter a valid payment amount.
EnterValidAmount_19	Please enter a valid payment amount.
EnterValidAmount_20	Please enter a valid payment amount.
EnterValidAmount_2000	Please enter a valid payment amount.
EnterValidAmount_21	Please enter a valid payment amount.
EnterValidAmount_22	Please enter a valid payment amount.
EnterValidAmount_23	Please enter a valid payment amount.
EnterValidAmount_24	Please enter a valid payment amount.
EnterValidAmount_25	Please enter a valid payment amount.
EnterValidAmount_26	Please enter a valid payment amount.
EnterValidAmount_27	Please enter a valid payment amount.
EnterValidAmount_29	Please enter a valid payment amount.
EnterValidAmount_3	Please enter a valid payment amount.
EnterValidAmount_5	Please enter a valid payment amount.
ExpGradDate_1	Exp. Grad. Date
ExpGradDate_11	Exp. Grad. Date
ExpGradDate_12	Exp. Grad. Date
ExpGradDate_13	Exp. Grad. Date
ExpGradDate_14	Exp. Grad. Date
ExpGradDate_15	Exp. Grad. Date
ExpGradDate_16	Exp. Grad. Date
ExpGradDate_17	Exp. Grad. Date
ExpGradDate_18	Exp. Grad. Date
ExpGradDate_19	Exp. Grad. Date
ExpGradDate_20	Exp. Grad. Date
ExpGradDate_2000	Exp. Grad. Date
ExpGradDate_21	Exp. Grad. Date
ExpGradDate_22	Exp. Grad. Date

Key	Description
ExpGradDate_23	Exp. Grad. Date
ExpGradDate_24	Exp. Grad. Date
ExpGradDate_25	Exp. Grad. Date
ExpGradDate_26	Exp. Grad. Date
ExpGradDate_27	Exp. Grad. Date
ExpGradDate_29	Exp. Grad. Date
ExpGradDate_3	Exp. Grad. Date
ExpGradDate_5	Exp. Grad. Date
FacultyDesc_0	CMC Faculty Login here.
GraduationDate_1	Graduation Date
GraduationDate_11	Graduation Date
GraduationDate_12	Graduation Date
GraduationDate_13	Graduation Date
GraduationDate_14	Graduation Date
GraduationDate_15	Graduation Date
GraduationDate_16	Graduation Date
GraduationDate_17	Graduation Date
GraduationDate_18	Graduation Date
GraduationDate_19	Graduation Date
GraduationDate_20	Graduation Date
GraduationDate_2000	Graduation Date
GraduationDate_21	Graduation Date
GraduationDate_22	Graduation Date
GraduationDate_23	Graduation Date
GraduationDate_24	Graduation Date
GraduationDate_25	Graduation Date
GraduationDate_26	Graduation Date
GraduationDate_27	Graduation Date

Key	Description
GraduationDate_29	Graduation Date
GraduationDate_3	Graduation Date
GraduationDate_5	Graduation Date
Hello_1	Hello
Hello_11	Hello
Hello_12	Hello
Hello_13	Hello
Hello_14	Hello
Hello_15	Hello
Hello_16	Hello
Hello_17	Hello
Hello_18	Hello
Hello_19	Hello
Hello_20	Hello
Hello_2000	Hello
Hello_21	Hello
Hello_22	Hello
Hello_23	Hello
Hello_24	Hello
Hello_25	Hello
Hello_26	Hello
Hello_27	Hello
Hello_29	Hello
Hello_3	Hello
Hello_5	Hello
Holds_1	Holds
Holds_11	Holds
Holds_12	Holds

Key	Description
Holds_13	Holds
Holds_14	Holds
Holds_15	Holds
Holds_16	Holds
Holds_17	Holds
Holds_18	Holds
Holds_19	Holds
Holds_20	Holds
Holds_2000	Holds
Holds_21	Holds
Holds_22	Holds
Holds_23	Holds
Holds_24	Holds
Holds_25	Holds
Holds_26	Holds
Holds_27	Holds
Holds_29	Holds
Holds_3	Holds
Holds_5	Holds
IncorrectLogin_1	Incorrect Login Information!
IncorrectLogin_11	Incorrect Login Information!
IncorrectLogin_12	Incorrect Login Information!
IncorrectLogin_13	Incorrect Login Information!
IncorrectLogin_14	Incorrect Login Information!
IncorrectLogin_15	Incorrect Login Information!
IncorrectLogin_16	Incorrect Login Information!
IncorrectLogin_17	Incorrect Login Information!
IncorrectLogin_18	Incorrect Login Information!

Key	Description
IncorrectLogin_19	Incorrect Login Information!
IncorrectLogin_20	Incorrect Login Information!
IncorrectLogin_2000	Incorrect Login Information!
IncorrectLogin_21	Incorrect Login Information!
IncorrectLogin_22	Incorrect Login Information!
IncorrectLogin_23	Incorrect Login Information!
IncorrectLogin_24	Incorrect Login Information!
IncorrectLogin_25	Incorrect Login Information!
IncorrectLogin_26	Incorrect Login Information!
IncorrectLogin_27	Incorrect Login Information!
IncorrectLogin_29	Incorrect Login Information!
IncorrectLogin_3	Incorrect Login Information!
IncorrectLogin_5	Incorrect Login Information!
Invalid_Old_Password_Supplied_1	
Invalid_Old_Password_Supplied_11	
Invalid_Old_Password_Supplied_12	
Invalid_Old_Password_Supplied_13	
Invalid_Old_Password_Supplied_14	
Invalid_Old_Password_Supplied_15	
Invalid_Old_Password_Supplied_16	
Invalid_Old_Password_Supplied_17	
Invalid_Old_Password_Supplied_18	
Invalid_Old_Password_Supplied_19	
Invalid_Old_Password_Supplied_20	
Invalid_Old_Password_Supplied_2000	
Invalid_Old_Password_Supplied_21	
Invalid_Old_Password_Supplied_22	
Invalid_Old_Password_Supplied_23	

Key	Description
Invalid_Old_Password_Supplied_24	
Invalid_Old_Password_Supplied_25	
Invalid_Old_Password_Supplied_26	
Invalid_Old_Password_Supplied_27	
Invalid_Old_Password_Supplied_29	
Invalid_Old_Password_Supplied_3	
Invalid_Old_Password_Supplied_5	
JobNotAppliedTo_1	Job Has Not Been Applied To Yet
JobNotAppliedTo_11	Job Has Not Been Applied To Yet
JobNotAppliedTo_12	Job Has Not Been Applied To Yet
JobNotAppliedTo_13	Job Has Not Been Applied To Yet
JobNotAppliedTo_14	Job Has Not Been Applied To Yet
JobNotAppliedTo_15	Job Has Not Been Applied To Yet
JobNotAppliedTo_16	Job Has Not Been Applied To Yet
JobNotAppliedTo_17	Job Has Not Been Applied To Yet
JobNotAppliedTo_18	Job Has Not Been Applied To Yet
JobNotAppliedTo_19	Job Has Not Been Applied To Yet
JobNotAppliedTo_20	Job Has Not Been Applied To Yet
JobNotAppliedTo_2000	Job Has Not Been Applied To Yet
JobNotAppliedTo_21	Job Has Not Been Applied To Yet
JobNotAppliedTo_22	Job Has Not Been Applied To Yet
JobNotAppliedTo_23	Job Has Not Been Applied To Yet
JobNotAppliedTo_24	Job Has Not Been Applied To Yet
JobNotAppliedTo_25	Job Has Not Been Applied To Yet
JobNotAppliedTo_26	Job Has Not Been Applied To Yet
JobNotAppliedTo_27	Job Has Not Been Applied To Yet
JobNotAppliedTo_29	Job Has Not Been Applied To Yet
JobNotAppliedTo_3	Job Has Not Been Applied To Yet

Key	Description
JobNotAppliedTo_5	Job Has Not Been Applied To Yet
JobsFound_1	Jobs Found - Portal Message
JobsFound_11	Jobs Found - Portal Message
JobsFound_12	Jobs Found - Portal Message
JobsFound_13	Jobs Found - Portal Message
JobsFound_14	Jobs Found - Portal Message
JobsFound_15	Jobs Found - Portal Message
JobsFound_16	Jobs Found - Portal Message
JobsFound_17	Jobs Found - Portal Message
JobsFound_18	Jobs Found - Portal Message
JobsFound_19	Jobs Found - Portal Message
JobsFound_20	Jobs Found - Portal Message
JobsFound_2000	Jobs Found - Portal Message
JobsFound_21	Jobs Found
JobsFound_22	Jobs Found - Portal Message
JobsFound_23	Jobs Found - Portal Message
JobsFound_24	Jobs Found - Portal Message
JobsFound_25	Jobs Found - Portal Message
JobsFound_26	Jobs Found - Portal Message
JobsFound_27	Jobs Found - Portal Message
JobsFound_29	Jobs Found - Portal Message
JobsFound_3	Jobs Found
JobsFound_5	Jobs Found
LatestResumeDated_1	The latest resume on file for you is dated {0}. If you wish to update your resume please do so from
LatestResumeDated_11	The latest resume on file for you is dated {0}. If you wish to update your resume please do so from
LatestResumeDated_12	The latest resume on file for you is dated {0}. If you wish to update your resume please do so from

Key	Description
LatestResumeDated_13	The latest resume on file for you is dated {0}. If you wish to update your resume please do so from
LatestResumeDated_14	The latest resume on file for you is dated {0}. If you wish to update your resume please do so from
LatestResumeDated_15	The latest resume on file for you is dated {0}. If you wish to update your resume please do so from
LatestResumeDated_16	The latest resume on file for you is dated {0}. If you wish to update your resume please do so from
LatestResumeDated_17	The latest resume on file for you is dated {0}. If you wish to update your resume please do so from
LatestResumeDated_18	The latest resume on file for you is dated {0}. If you wish to update your resume please do so from
LatestResumeDated_19	The latest resume on file for you is dated {0}. If you wish to update your resume please do so from
LatestResumeDated_20	The latest resume on file for you is dated {0}. If you wish to update your resume please do so from
LatestResumeDated_2000	The latest resume on file for you is dated {0}. If you wish to update your resume please do so from
LatestResumeDated_21	The latest resume on file for you is dated {0}. If you wish to update your resume please do so from
LatestResumeDated_22	The latest resume on file for you is dated {0}. If you wish to update your resume please do so from
LatestResumeDated_23	The latest resume on file for you is dated {0}. If you wish to update your resume please do so from
LatestResumeDated_24	The latest resume on file for you is dated {0}. If you wish to update your resume please do so from
LatestResumeDated_25	The latest resume on file for you is dated {0}. If you wish to update your resume please do so from
LatestResumeDated_26	The latest resume on file for you is dated {0}. If you wish to update your resume please do so from
LatestResumeDated_27	The latest resume on file for you is dated {0}. If you wish to update your resume please do so from
LatestResumeDated_29	The latest resume on file for you is dated {0}. If you wish to update your resume please do so from
LatestResumeDated_3	The latest resume on file for you is dated {0}. If you wish to update your resume please do so from

Key	Description
LatestResumeDated_5	The latest resume on file for you is dated {0}. If you wish to update your resume please do so from
Login_AccountActivation_1	Account Activation
Login_AccountActivation_11	Account Activation
Login_AccountActivation_12	Account Activation
Login_AccountActivation_13	Account Activation
Login_AccountActivation_14	Account Activation
Login_AccountActivation_15	Account Activation
Login_AccountActivation_16	Account Activation
Login_AccountActivation_17	Account Activation
Login_AccountActivation_18	Account Activation
Login_AccountActivation_19	Account Activation
Login_AccountActivation_20	Account Activation
Login_AccountActivation_2000	Account Activation
Login_AccountActivation_21	Account Activation
Login_AccountActivation_22	Account Activation
Login_AccountActivation_23	Account Activation
Login_AccountActivation_24	Account Activation
Login_AccountActivation_25	Account Activation
Login_AccountActivation_26	Account Activation
Login_AccountActivation_27	Account Activation
Login_AccountActivation_29	Account Activation
Login_AccountActivation_3	Account Activation
Login_AccountActivation_5	Account Activation
Login_AccountCreated	Account Created
Login_AccountCreated_1	Account Created
Login_AccountCreated_11	Account Created
Login_AccountCreated_12	Account Created

Key	Description
Login_AccountCreated_13	Account Created
Login_AccountCreated_14	Account Created
Login_AccountCreated_15	Account Created
Login_AccountCreated_16	Account Created
Login_AccountCreated_17	Account Created
Login_AccountCreated_18	Account Created
Login_AccountCreated_19	Account Created
Login_AccountCreated_20	Account Created
Login_AccountCreated_2000	Account Created
Login_AccountCreated_21	Account Created
Login_AccountCreated_22	Account Created
Login_AccountCreated_23	Account Created
Login_AccountCreated_24	Account Created
Login_AccountCreated_25	Account Created
Login_AccountCreated_26	Account Created
Login_AccountCreated_27	Account Created
Login_AccountCreated_29	Account Created
Login_AccountCreated_3	Account Created
Login_AccountCreated_5	Account Created
Login_AccountCreation	Account Creation
Login_AccountCreation_1	Account Creation
Login_AccountCreation_11	Account Creation
Login_AccountCreation_12	Account Creation
Login_AccountCreation_13	Account Creation
Login_AccountCreation_14	Account Creation
Login_AccountCreation_15	Account Creation
Login_AccountCreation_16	Account Creation
Login_AccountCreation_17	Account Creation

Key	Description
Login_AccountCreation_18	Account Creation
Login_AccountCreation_19	Account Creation
Login_AccountCreation_20	Account Creation
Login_AccountCreation_2000	Account Creation
Login_AccountCreation_21	Account Creation
Login_AccountCreation_22	Account Creation
Login_AccountCreation_23	Account Creation
Login_AccountCreation_24	Account Creation
Login_AccountCreation_25	Account Creation
Login_AccountCreation_26	Account Creation
Login_AccountCreation_27	Account Creation
Login_AccountCreation_29	Account Creation
Login_AccountCreation_3	Account Creation
Login_AccountCreation_5	Account Creation
Login_AccountCreationError	Account Creation - Error
Login_AccountCreationError_1	Account Creation - Error
Login_AccountCreationError_11	Account Creation - Error
Login_AccountCreationError_12	Account Creation - Error
Login_AccountCreationError_13	Account Creation - Error
Login_AccountCreationError_14	Account Creation - Error
Login_AccountCreationError_15	Account Creation - Error
Login_AccountCreationError_16	Account Creation - Error
Login_AccountCreationError_17	Account Creation - Error
Login_AccountCreationError_18	Account Creation - Error
Login_AccountCreationError_19	Account Creation - Error
Login_AccountCreationError_20	Account Creation - Error
Login_AccountCreationError_2000	Account Creation - Error
Login_AccountCreationError_21	Account Creation - Error

Key	Description
Login_AccountCreationError_22	Account Creation - Error
Login_AccountCreationError_23	Account Creation - Error
Login_AccountCreationError_24	Account Creation - Error
Login_AccountCreationError_25	Account Creation - Error
Login_AccountCreationError_26	Account Creation - Error
Login_AccountCreationError_27	Account Creation - Error
Login_AccountCreationError_29	Account Creation - Error
Login_AccountCreationError_3	Account Creation - Error
Login_AccountCreationError_5	Account Creation - Error
Login_AccountInfo	Account Information
Login_AccountInfo_1	Account Information
Login_AccountInfo_11	Account Information
Login_AccountInfo_12	Account Information
Login_AccountInfo_13	Account Information
Login_AccountInfo_14	Account Information
Login_AccountInfo_15	Account Information
Login_AccountInfo_16	Account Information
Login_AccountInfo_17	Account Information
Login_AccountInfo_18	Account Information
Login_AccountInfo_19	Account Information
Login_AccountInfo_20	Account Information
Login_AccountInfo_2000	Account Information
Login_AccountInfo_21	Account Information
Login_AccountInfo_22	Account Information
Login_AccountInfo_23	Account Information
Login_AccountInfo_24	Account Information
Login_AccountInfo_25	Account Information
Login_AccountInfo_26	Account Information

Key	Description
Login_AccountInfo_27	Account Information
Login_AccountInfo_29	Account Information
Login_AccountInfo_3	Account Information
Login_AccountInfo_5	Account Information
Login_Contact_Support	Login Contact Support
Login_Error	Login Error
Login_Error_0	Login Error
Login_Error_1	Login Error
Login_Error_11	Login Error
Login_Error_12	Login Error
Login_Error_13	Login Error
Login_Error_14	Login Error
Login_Error_15	Login Error
Login_Error_16	Login Error
Login_Error_17	Login Error
Login_Error_18	Login Error
Login_Error_19	Login Error
Login_Error_20	Login Error
Login_Error_2000	Login Error
Login_Error_21	Login Error
Login_Error_22	Login Error
Login_Error_23	Login Error
Login_Error_24	Login Error
Login_Error_25	Login Error
Login_Error_26	Login Error
Login_Error_27	Login Error
Login_Error_29	Login Error
Login_Error_3	Login Error

Key	Description
Login_Error_5	Login Error
Login_Error1	Login Error
Login_ExistingAccount	Existing Account
Login_ExistingAccount_1	Existing Account
Login_ExistingAccount_11	Existing Account
Login_ExistingAccount_12	Existing Account
Login_ExistingAccount_13	Existing Account
Login_ExistingAccount_14	Existing Account
Login_ExistingAccount_15	Existing Account
Login_ExistingAccount_16	Existing Account
Login_ExistingAccount_17	Existing Account
Login_ExistingAccount_18	Existing Account
Login_ExistingAccount_19	Existing Account
Login_ExistingAccount_20	Existing Account
Login_ExistingAccount_2000	Existing Account
Login_ExistingAccount_21	Existing Account
Login_ExistingAccount_22	Existing Account
Login_ExistingAccount_23	Existing Account
Login_ExistingAccount_24	Existing Account
Login_ExistingAccount_25	Existing Account
Login_ExistingAccount_26	Existing Account
Login_ExistingAccount_27	Existing Account
Login_ExistingAccount_29	Existing Account
Login_ExistingAccount_3	Existing Account
Login_ExistingAccount_5	Existing Account
Login_ForgotEmail	Forgot your email address?
Login_ForgotEmail_1	Forgot your email address?
Login_ForgotEmail_11	Forgot your email address?

Key	Description
Login_ForgotEmail_12	Forgot your email address?
Login_ForgotEmail_13	Forgot your email address?
Login_ForgotEmail_14	Forgot your email address?
Login_ForgotEmail_15	Forgot your email address?
Login_ForgotEmail_16	Forgot your email address?
Login_ForgotEmail_17	Forgot your email address?
Login_ForgotEmail_18	Forgot your email address?
Login_ForgotEmail_19	Forgot your email address?
Login_ForgotEmail_20	Forgot your email address?
Login_ForgotEmail_2000	Forgot your email address?
Login_ForgotEmail_21	Forgot your email address?
Login_ForgotEmail_22	Forgot your email address?
Login_ForgotEmail_23	Forgot your email address?
Login_ForgotEmail_24	Forgot your email address?
Login_ForgotEmail_25	Forgot your email address?
Login_ForgotEmail_26	Forgot your email address?
Login_ForgotEmail_27	Forgot your email address?
Login_ForgotEmail_29	Forgot your email address?
Login_ForgotEmail_3	Forgot your email address?
Login_ForgotEmail_5	Forgot your email address?
Login_ForgotLogin	Forgot your login?
Login_ForgotLogin_1	Forgot your login?
Login_ForgotLogin_11	Forgot your login? testing
Login_ForgotLogin_12	Forgot your login? testing
Login_ForgotLogin_13	Forgot your login? testing
Login_ForgotLogin_14	Forgot your login? testing
Login_ForgotLogin_15	Forgot your login? testing
Login_ForgotLogin_16	Forgot your login? testing

Key	Description
Login_ForgotLogin_17	Forgot your login? testing
Login_ForgotLogin_18	Forgot your login? testing
Login_ForgotLogin_19	Forgot your login? testing
Login_ForgotLogin_20	Forgot your login? testing
Login_ForgotLogin_2000	Forgot your login?
Login_ForgotLogin_21	Forgot your login?
Login_ForgotLogin_22	Forgot your login? testing
Login_ForgotLogin_23	Forgot your login? testing
Login_ForgotLogin_24	Forgot your login? testing
Login_ForgotLogin_25	Forgot your login? testing
Login_ForgotLogin_26	Forgot your login? testing
Login_ForgotLogin_27	Forgot your login? testing
Login_ForgotLogin_29	Forgot your login?
Login_ForgotLogin_3	Forgot your login?
Login_ForgotLogin_5	Forgot your login?
Login_ForgotLogin1	Forgot your login? testing
Login_IncorrectLogin	The username and/or password you entered is not correct.
Login_IncorrectLogin_1	The username and/or password you entered is not correct.
Login_IncorrectLogin_11	The username and/or password you entered is not correct.
Login_IncorrectLogin_12	The username and/or password you entered is not correct.
Login_IncorrectLogin_13	The username and/or password you entered is not correct.
Login_IncorrectLogin_14	The username and/or password you entered is not correct.
Login_IncorrectLogin_15	The username and/or password you entered is not correct.

Key	Description
Login_IncorrectLogin_16	The username and/or password you entered is not correct.
Login_IncorrectLogin_17	The username and/or password you entered is not correct.
Login_IncorrectLogin_18	The username and/or password you entered is not correct.
Login_IncorrectLogin_19	The username and/or password you entered is not correct.
Login_IncorrectLogin_20	The username and/or password you entered is not correct.
Login_IncorrectLogin_2000	The username and/or password you entered is not correct.
Login_IncorrectLogin_21	The username and/or password you entered is not correct.
Login_IncorrectLogin_22	The username and/or password you entered is not correct.
Login_IncorrectLogin_23	The username and/or password you entered is not correct.
Login_IncorrectLogin_24	The username and/or password you entered is not correct.
Login_IncorrectLogin_25	The username and/or password you entered is not correct.
Login_IncorrectLogin_26	The username and/or password you entered is not correct.
Login_IncorrectLogin_27	The username and/or password you entered is not correct.
Login_IncorrectLogin_29	The username and/or password you entered is not correct.
Login_IncorrectLogin_3	The username and/or password you entered is not correct.
Login_IncorrectLogin_5	The username and/or password you entered is not correct.
Login_InfoSent	Login Information Sent
Login_InfoSent_1	Login Information Sent

Key	Description
Login_InfoSent_11	Login Information Sent
Login_InfoSent_12	Login Information Sent
Login_InfoSent_13	Login Information Sent
Login_InfoSent_14	Login Information Sent
Login_InfoSent_15	Login Information Sent
Login_InfoSent_16	Login Information Sent
Login_InfoSent_17	Login Information Sent
Login_InfoSent_18	Login Information Sent
Login_InfoSent_19	Login Information Sent
Login_InfoSent_20	Login Information Sent
Login_InfoSent_2000	Login Information Sent
Login_InfoSent_21	Login Information Sent
Login_InfoSent_22	Login Information Sent
Login_InfoSent_23	Login Information Sent
Login_InfoSent_24	Login Information Sent
Login_InfoSent_25	Login Information Sent
Login_InfoSent_26	Login Information Sent
Login_InfoSent_27	Login Information Sent
Login_InfoSent_29	Login Information Sent
Login_InfoSent_3	Login Information Sent
Login_InfoSent_5	Login Information Sent
Login_SystemError	System Error
Login_SystemError_1	System Error
Login_SystemError_11	System Error
Login_SystemError_12	System Error
Login_SystemError_13	System Error
Login_SystemError_14	System Error
Login_SystemError_15	System Error

Key	Description
Login_SystemError_16	System Error
Login_SystemError_17	System Error
Login_SystemError_18	System Error
Login_SystemError_19	System Error
Login_SystemError_20	System Error
Login_SystemError_2000	System Error
Login_SystemError_21	System Error
Login_SystemError_22	System Error
Login_SystemError_23	System Error
Login_SystemError_24	System Error
Login_SystemError_25	System Error
Login_SystemError_26	System Error
Login_SystemError_27	System Error
Login_SystemError_29	System Error
Login_SystemError_3	System Error
Login_SystemError_5	System Error
MakePayment_PostingError_1	Error - Posting Failed
MakePayment_PostingError_11	Error - Posting Failed
MakePayment_PostingError_12	Error - Posting Failed
MakePayment_PostingError_13	Error - Posting Failed
MakePayment_PostingError_14	Error - Posting Failed
MakePayment_PostingError_15	Error - Posting Failed
MakePayment_PostingError_16	Error - Posting Failed
MakePayment_PostingError_17	Error - Posting Failed
MakePayment_PostingError_18	Error - Posting Failed
MakePayment_PostingError_19	Error - Posting Failed
MakePayment_PostingError_20	Error - Posting Failed
MakePayment_PostingError_2000	Error - Posting Failed

Key	Description
MakePayment_PostingError_21	Error - Posting Failed
MakePayment_PostingError_22	Error - Posting Failed
MakePayment_PostingError_23	Error - Posting Failed
MakePayment_PostingError_24	Error - Posting Failed
MakePayment_PostingError_25	Error - Posting Failed
MakePayment_PostingError_26	Error - Posting Failed
MakePayment_PostingError_27	Error - Posting Failed
MakePayment_PostingError_29	Error - Posting Failed
MakePayment_PostingError_3	Error - Posting Failed
MakePayment_PostingError_5	Error - Posting Failed
MultipleRoles_1	You have multiple roles. Please select one to login with.
MultipleRoles_11	You have multiple roles. Please select one to login with.
MultipleRoles_12	You have multiple roles. Please select one to login with.
MultipleRoles_13	You have multiple roles. Please select one to login with.
MultipleRoles_14	You have multiple roles. Please select one to login with.
MultipleRoles_15	You have multiple roles. Please select one to login with.
MultipleRoles_16	You have multiple roles. Please select one to login with.
MultipleRoles_17	You have multiple roles. Please select one to login with.
MultipleRoles_18	You have multiple roles. Please select one to login with.
MultipleRoles_19	You have multiple roles. Please select one to login with.
MultipleRoles_20	You have multiple roles. Please select one to login with.

Key	Description
MultipleRoles_2000	You have multiple roles. Please select one to login with.
MultipleRoles_21	You have multiple roles. Please select one to login with.
MultipleRoles_22	You have multiple roles. Please select one to login with.
MultipleRoles_23	You have multiple roles. Please select one to login with.
MultipleRoles_24	You have multiple roles. Please select one to login with.
MultipleRoles_25	You have multiple roles. Please select one to login with.
MultipleRoles_26	You have multiple roles. Please select one to login with.
MultipleRoles_27	You have multiple roles. Please select one to login with.
MultipleRoles_29	You have multiple roles. Please select one to login with.
MultipleRoles_3	You have multiple roles. Please select one to login with.
MultipleRoles_5	You have multiple roles. Please select one to login with.
NetscapeNotSupported_1	Your Netscape browser version is not supported.
NetscapeNotSupported_11	Your Netscape browser version is not supported.
NetscapeNotSupported_12	Your Netscape browser version is not supported.
NetscapeNotSupported_13	Your Netscape browser version is not supported.
NetscapeNotSupported_14	Your Netscape browser version is not supported.
NetscapeNotSupported_15	Your Netscape browser version is not supported.
NetscapeNotSupported_16	Your Netscape browser version is not supported.
NetscapeNotSupported_17	Your Netscape browser version is not supported.
NetscapeNotSupported_18	Your Netscape browser version is not supported.
NetscapeNotSupported_19	Your Netscape browser version is not supported.

Key	Description
NetscapeNotSupported_20	Your Netscape browser version is not supported.
NetscapeNotSupported_2000	Your Netscape browser version is not supported.
NetscapeNotSupported_21	Your Netscape browser version is not supported.
NetscapeNotSupported_22	Your Netscape browser version is not supported.
NetscapeNotSupported_23	Your Netscape browser version is not supported.
NetscapeNotSupported_24	Your Netscape browser version is not supported.
NetscapeNotSupported_25	Your Netscape browser version is not supported.
NetscapeNotSupported_26	Your Netscape browser version is not supported.
NetscapeNotSupported_27	Your Netscape browser version is not supported.
NetscapeNotSupported_29	Your Netscape browser version is not supported.
NetscapeNotSupported_3	Your Netscape browser version is not supported.
NetscapeNotSupported_5	Your Netscape browser version is not supported.
NextPayment_1	Your next scheduled payment of
NextPayment_11	Your next payment of
NextPayment_12	Your next payment of
NextPayment_13	Your next payment of
NextPayment_14	Your next payment of
NextPayment_15	Your next payment of
NextPayment_16	Your next payment of
NextPayment_17	Your next payment of
NextPayment_18	Your next payment of
NextPayment_19	Your next payment of
NextPayment_20	Your next payment of
NextPayment_2000	Your next scheduled payment of
NextPayment_21	Your next payment of
NextPayment_22	Your next payment of
NextPayment_23	Your next payment of
NextPayment_24	Your next payment of

Key	Description
NextPayment_25	Your next payment of
NextPayment_26	Your next payment of
NextPayment_27	Your next payment of
NextPayment_29	Your next scheduled payment of
NextPayment_3	Your next payment of
NextPayment_5	Your next scheduled payment of
No_1	No
No_11	No
No_12	No
No_13	No
No_14	No
No_15	No
No_16	No
No_17	No
No_18	No
No_19	No
No_20	No
No_2000	No
No_21	No
No_22	No
No_23	No
No_24	No
No_25	No
No_26	No
No_27	No
No_29	No
No_3	No
No_5	No

Key	Description
NoJobsFound_1	We're sorry but there are no jobs that match your search criteria at this time. Please narrow your criteria and try again. - Portal Messages
NoJobsFound_11	We're sorry but there are no jobs that match your search criteria at this time. Please narrow your criteria and try again. - Portal Messages
NoJobsFound_12	We're sorry but there are no jobs that match your search criteria at this time. Please narrow your criteria and try again. - Portal Messages
NoJobsFound_13	We're sorry but there are no jobs that match your search criteria at this time. Please narrow your criteria and try again. - Portal Messages
NoJobsFound_14	We're sorry but there are no jobs that match your search criteria at this time. Please narrow your criteria and try again. - Portal Messages
NoJobsFound_15	We're sorry but there are no jobs that match your search criteria at this time. Please narrow your criteria and try again. - Portal Messages
NoJobsFound_16	We're sorry but there are no jobs that match your search criteria at this time. Please narrow your criteria and try again. - Portal Messages
NoJobsFound_17	We're sorry but there are no jobs that match your search criteria at this time. Please narrow your criteria and try again. - Portal Messages
NoJobsFound_18	We're sorry but there are no jobs that match your search criteria at this time. Please narrow your criteria and try again. - Portal Messages
NoJobsFound_19	We're sorry but there are no jobs that match your search criteria at this time. Please narrow your criteria and try again. - Portal Messages
NoJobsFound_20	We're sorry but there are no jobs that match your search criteria at this time. Please narrow your criteria and try again. - Portal Messages
NoJobsFound_2000	We're sorry but there are no jobs that match your search criteria at this time. Please narrow your criteria and try again. - Portal Messages
NoJobsFound_21	No Jobs Found, try being less specific

Key	Description
NoJobsFound_22	We're sorry but there are no jobs that match your search criteria at this time. Please narrow your criteria and try again. - Portal Messages
NoJobsFound_23	We're sorry but there are no jobs that match your search criteria at this time. Please narrow your criteria and try again. - Portal Messages
NoJobsFound_24	We're sorry but there are no jobs that match your search criteria at this time. Please narrow your criteria and try again. - Portal Messages
NoJobsFound_25	We're sorry but there are no jobs that match your search criteria at this time. Please narrow your criteria and try again. - Portal Messages
NoJobsFound_26	We're sorry but there are no jobs that match your search criteria at this time. Please narrow your criteria and try again. - Portal Messages
NoJobsFound_27	We're sorry but there are no jobs that match your search criteria at this time. Please narrow your criteria and try again. - Portal Messages
NoJobsFound_29	We're sorry but there are no jobs that match your search criteria at this time. Please narrow your criteria and try again. - Portal Messages
NoJobsFound_3	No Jobs Found, try being less specific
NoJobsFound_5	No Jobs Found, try being less specific
NoResumeAvailable_1	At this time there is no resume on file for you. A resume is not required to apply for this position but if you wish to upload one please visit
NoResumeAvailable_11	At this time there is no resume on file for you. A resume is not required to apply for this position but if you wish to upload one please visit
NoResumeAvailable_12	At this time there is no resume on file for you. A resume is not required to apply for this position but if you wish to upload one please visit
NoResumeAvailable_13	At this time there is no resume on file for you. A resume is not required to apply for this position but if you wish to upload one please visit
NoResumeAvailable_14	At this time there is no resume on file for you. A resume is not required to apply for this position but if you wish to upload one please visit

Key	Description
NoResumeAvailable_15	At this time there is no resume on file for you. A resume is not required to apply for this position but if you wish to upload one please visit
NoResumeAvailable_16	At this time there is no resume on file for you. A resume is not required to apply for this position but if you wish to upload one please visit
NoResumeAvailable_17	At this time there is no resume on file for you. A resume is not required to apply for this position but if you wish to upload one please visit
NoResumeAvailable_18	At this time there is no resume on file for you. A resume is not required to apply for this position but if you wish to upload one please visit
NoResumeAvailable_19	At this time there is no resume on file for you. A resume is not required to apply for this position but if you wish to upload one please visit
NoResumeAvailable_20	At this time there is no resume on file for you. A resume is not required to apply for this position but if you wish to upload one please visit
NoResumeAvailable_2000	At this time there is no resume on file for you. A resume is not required to apply for this position but if you wish to upload one please visit
NoResumeAvailable_21	At this time there is no resume on file for you. A resume is not required to apply for this position but if you wish to upload one please visit
NoResumeAvailable_22	At this time there is no resume on file for you. A resume is not required to apply for this position but if you wish to upload one please visit
NoResumeAvailable_23	At this time there is no resume on file for you. A resume is not required to apply for this position but if you wish to upload one please visit
NoResumeAvailable_24	At this time there is no resume on file for you. A resume is not required to apply for this position but if you wish to upload one please visit
NoResumeAvailable_25	At this time there is no resume on file for you. A resume is not required to apply for this position but if you wish to upload one please visit

Key	Description
NoResumeAvailable_26	At this time there is no resume on file for you. A resume is not required to apply for this position but if you wish to upload one please visit
NoResumeAvailable_27	At this time there is no resume on file for you. A resume is not required to apply for this position but if you wish to upload one please visit
NoResumeAvailable_29	At this time there is no resume on file for you. A resume is not required to apply for this position but if you wish to upload one please visit
NoResumeAvailable_3	At this time there is no resume on file for you. A resume is not required to apply for this position but if you wish to upload one please visit
NoResumeAvailable_5	At this time there is no resume on file for you. A resume is not required to apply for this position but if you wish to upload one please visit
Not_Available_1	Not Available
Not_Available_11	Not Available
Not_Available_12	Not Available
Not_Available_13	Not Available
Not_Available_14	Not Available
Not_Available_15	Not Available
Not_Available_16	Not Available
Not_Available_17	Not Available
Not_Available_18	Not Available
Not_Available_19	Not Available
Not_Available_20	Not Available
Not_Available_2000	Not Available
Not_Available_21	Not Available
Not_Available_22	Not Available
Not_Available_23	Not Available
Not_Available_24	Not Available
Not_Available_25	Not Available

Key	Description
Not_Available_26	Not Available
Not_Available_27	Not Available
Not_Available_29	Not Available
Not_Available_3	Not Available
Not_Available_5	Not Available
Off_1	Off
Off_11	Off
Off_12	Off
Off_13	Off
Off_14	Off
Off_15	Off
Off_16	Off
Off_17	Off
Off_18	Off
Off_19	Off
Off_20	Off
Off_2000	Off
Off_21	Off
Off_22	Off
Off_23	Off
Off_24	Off
Off_25	Off
Off_26	Off
Off_27	Off
Off_29	Off
Off_3	Off
Off_5	Off
Old_Password_Invalid_1	

Key	Description
Old_Password_Invalid_11	
Old_Password_Invalid_12	
Old_Password_Invalid_13	
Old_Password_Invalid_14	
Old_Password_Invalid_15	
Old_Password_Invalid_16	
Old_Password_Invalid_17	
Old_Password_Invalid_18	
Old_Password_Invalid_19	
Old_Password_Invalid_20	
Old_Password_Invalid_2000	
Old_Password_Invalid_21	
Old_Password_Invalid_22	
Old_Password_Invalid_23	
Old_Password_Invalid_24	
Old_Password_Invalid_25	
Old_Password_Invalid_26	
Old_Password_Invalid_27	
Old_Password_Invalid_29	
Old_Password_Invalid_3	
Old_Password_Invalid_5	
On_1	On
On_11	On
On_12	On
On_13	On
On_14	On
On_15	On
On_16	On

Key	Description
On_17	On
On_18	On
On_19	On
On_20	On
On_2000	On
On_21	On
On_22	On
On_23	On
On_24	On
On_25	On
On_26	On
On_27	On
On_29	On
On_3	On
On_5	On
OnlineReg_Closed_1	Closed
OnlineReg_Closed_11	Closed
OnlineReg_Closed_12	Closed
OnlineReg_Closed_13	Closed
OnlineReg_Closed_14	Closed
OnlineReg_Closed_15	Closed
OnlineReg_Closed_16	Closed
OnlineReg_Closed_17	Closed
OnlineReg_Closed_18	Closed
OnlineReg_Closed_19	Closed
OnlineReg_Closed_20	Closed
OnlineReg_Closed_2000	Closed
OnlineReg_Closed_21	Closed

Key	Description
OnlineReg_Closed_22	Closed
OnlineReg_Closed_23	Closed
OnlineReg_Closed_24	Closed
OnlineReg_Closed_25	Closed
OnlineReg_Closed_26	Closed
OnlineReg_Closed_27	Closed
OnlineReg_Closed_29	Closed
OnlineReg_Closed_3	Closed
OnlineReg_Closed_5	Closed
OnlineReg_DropAdd_1	Drop/Add
OnlineReg_DropAdd_11	Drop/Add
OnlineReg_DropAdd_12	Drop/Add
OnlineReg_DropAdd_13	Drop/Add
OnlineReg_DropAdd_14	Drop/Add
OnlineReg_DropAdd_15	Drop/Add
OnlineReg_DropAdd_16	Drop/Add
OnlineReg_DropAdd_17	Drop/Add
OnlineReg_DropAdd_18	Drop/Add
OnlineReg_DropAdd_19	Drop/Add
OnlineReg_DropAdd_20	Drop/Add
OnlineReg_DropAdd_2000	Drop/Add
OnlineReg_DropAdd_21	Drop/Add
OnlineReg_DropAdd_22	Drop/Add
OnlineReg_DropAdd_23	Drop/Add
OnlineReg_DropAdd_24	Drop/Add
OnlineReg_DropAdd_25	Drop/Add
OnlineReg_DropAdd_26	Drop/Add
OnlineReg_DropAdd_27	Drop/Add

Key	Description
OnlineReg_DropAdd_29	Drop/Add
OnlineReg_DropAdd_3	Drop/Add
OnlineReg_DropAdd_5	Drop/Add
OnlineReg_GroupClosed_1	Group Closed
OnlineReg_GroupClosed_11	Group Closed
OnlineReg_GroupClosed_12	Group Closed
OnlineReg_GroupClosed_13	Group Closed
OnlineReg_GroupClosed_14	Group Closed
OnlineReg_GroupClosed_15	Group Closed
OnlineReg_GroupClosed_16	Group Closed
OnlineReg_GroupClosed_17	Group Closed
OnlineReg_GroupClosed_18	Group Closed
OnlineReg_GroupClosed_19	Group Closed
OnlineReg_GroupClosed_20	Group Closed
OnlineReg_GroupClosed_2000	Group Closed
OnlineReg_GroupClosed_21	Group Closed
OnlineReg_GroupClosed_22	Group Closed
OnlineReg_GroupClosed_23	Group Closed
OnlineReg_GroupClosed_24	Group Closed
OnlineReg_GroupClosed_25	Group Closed
OnlineReg_GroupClosed_26	Group Closed
OnlineReg_GroupClosed_27	Group Closed
OnlineReg_GroupClosed_29	Group Closed
OnlineReg_GroupClosed_3	Group Closed
OnlineReg_GroupClosed_5	Group Closed
OnlineReg_Hold_1	Hold
OnlineReg_Hold_11	Hold
OnlineReg_Hold_12	Hold

Key	Description
OnlineReg_Hold_13	Hold
OnlineReg_Hold_14	Hold
OnlineReg_Hold_15	Hold
OnlineReg_Hold_16	Hold
OnlineReg_Hold_17	Hold
OnlineReg_Hold_18	Hold
OnlineReg_Hold_19	Hold
OnlineReg_Hold_20	Hold
OnlineReg_Hold_2000	Hold
OnlineReg_Hold_21	Hold
OnlineReg_Hold_22	Hold
OnlineReg_Hold_23	Hold
OnlineReg_Hold_24	Hold
OnlineReg_Hold_25	Hold
OnlineReg_Hold_26	Hold
OnlineReg_Hold_27	Hold
OnlineReg_Hold_29	Hold
OnlineReg_Hold_3	Hold
OnlineReg_Hold_5	Hold
OnlineReg_Open_1	Open
OnlineReg_Open_11	Open
OnlineReg_Open_12	Open
OnlineReg_Open_13	Open
OnlineReg_Open_14	Open
OnlineReg_Open_15	Open
OnlineReg_Open_16	Open
OnlineReg_Open_17	Open
OnlineReg_Open_18	Open

Key	Description
OnlineReg_Open_19	Open
OnlineReg_Open_20	Open
OnlineReg_Open_2000	Open
OnlineReg_Open_21	Open
OnlineReg_Open_22	Open
OnlineReg_Open_23	Open
OnlineReg_Open_24	Open
OnlineReg_Open_25	Open
OnlineReg_Open_26	Open
OnlineReg_Open_27	Open
OnlineReg_Open_29	Open
OnlineReg_Open_3	Open
OnlineReg_Open_5	Open
OnlineReg_PreRegistration_1	Pre-Registration
OnlineReg_PreRegistration_11	Pre-Registration
OnlineReg_PreRegistration_12	Pre-Registration
OnlineReg_PreRegistration_13	Pre-Registration
OnlineReg_PreRegistration_14	Pre-Registration
OnlineReg_PreRegistration_15	Pre-Registration
OnlineReg_PreRegistration_16	Pre-Registration
OnlineReg_PreRegistration_17	Pre-Registration
OnlineReg_PreRegistration_18	Pre-Registration
OnlineReg_PreRegistration_19	Pre-Registration
OnlineReg_PreRegistration_20	Pre-Registration
OnlineReg_PreRegistration_2000	Pre-Registration
OnlineReg_PreRegistration_21	Pre-Registration
OnlineReg_PreRegistration_22	Pre-Registration
OnlineReg_PreRegistration_23	Pre-Registration

Key	Description
OnlineReg_PreRegistration_24	Pre-Registration
OnlineReg_PreRegistration_25	Pre-Registration
OnlineReg_PreRegistration_26	Pre-Registration
OnlineReg_PreRegistration_27	Pre-Registration
OnlineReg_PreRegistration_29	Pre-Registration
OnlineReg_PreRegistration_3	Pre-Registration
OnlineReg_PreRegistration_5	Pre-Registration
Password_Access_Denied_1	Your password cannot be changed due to Access restrictions. Please contact the System Administrator.
Password_Access_Denied_11	Your password cannot be changed due to Access restrictions. Please contact the System Administrator.
Password_Access_Denied_12	Your password cannot be changed due to Access restrictions. Please contact the System Administrator.
Password_Access_Denied_13	Your password cannot be changed due to Access restrictions. Please contact the System Administrator.
Password_Access_Denied_14	Your password cannot be changed due to Access restrictions. Please contact the System Administrator.
Password_Access_Denied_15	Your password cannot be changed due to Access restrictions. Please contact the System Administrator.
Password_Access_Denied_16	Your password cannot be changed due to Access restrictions. Please contact the System Administrator.
Password_Access_Denied_17	Your password cannot be changed due to Access restrictions. Please contact the System Administrator.
Password_Access_Denied_18	Your password cannot be changed due to Access restrictions. Please contact the System Administrator.

Key	Description
Password_Access_Denied_19	Your password cannot be changed due to Access restrictions. Please contact the System Administrator.
Password_Access_Denied_20	Your password cannot be changed due to Access restrictions. Please contact the System Administrator.
Password_Access_Denied_2000	Your password cannot be changed due to Access restrictions. Please contact the System Administrator.
Password_Access_Denied_21	Your password cannot be changed due to Access restrictions. Please contact the System Administrator.
Password_Access_Denied_22	Your password cannot be changed due to Access restrictions. Please contact the System Administrator.
Password_Access_Denied_23	Your password cannot be changed due to Access restrictions. Please contact the System Administrator.
Password_Access_Denied_24	Your password cannot be changed due to Access restrictions. Please contact the System Administrator.
Password_Access_Denied_25	Your password cannot be changed due to Access restrictions. Please contact the System Administrator.
Password_Access_Denied_26	Your password cannot be changed due to Access restrictions. Please contact the System Administrator.
Password_Access_Denied_27	Your password cannot be changed due to Access restrictions. Please contact the System Administrator.
Password_Access_Denied_29	Your password cannot be changed due to Access restrictions. Please contact the System Administrator.
Password_Access_Denied_3	Your password cannot be changed due to Access restrictions. Please contact the System Administrator.

Key	Description
Password_Access_Denied_5	Your password cannot be changed due to Access restrictions. Please contact the System Administrator.
Password_Account_Restriction_1	Your password cannot be changed due to account restrictions. Please contact the System Administrator.
Password_Account_Restriction_11	Your password cannot be changed due to account restrictions. Please contact the System Administrator.
Password_Account_Restriction_12	Your password cannot be changed due to account restrictions. Please contact the System Administrator.
Password_Account_Restriction_13	Your password cannot be changed due to account restrictions. Please contact the System Administrator.
Password_Account_Restriction_14	Your password cannot be changed due to account restrictions. Please contact the System Administrator.
Password_Account_Restriction_15	Your password cannot be changed due to account restrictions. Please contact the System Administrator.
Password_Account_Restriction_16	Your password cannot be changed due to account restrictions. Please contact the System Administrator.
Password_Account_Restriction_17	Your password cannot be changed due to account restrictions. Please contact the System Administrator.
Password_Account_Restriction_18	Your password cannot be changed due to account restrictions. Please contact the System Administrator.
Password_Account_Restriction_19	Your password cannot be changed due to account restrictions. Please contact the System Administrator.
Password_Account_Restriction_20	Your password cannot be changed due to account restrictions. Please contact the System Administrator.

Key	Description
Password_Account_Restriction_2000	Your password cannot be changed due to account restrictions. Please contact the System Administrator.
Password_Account_Restriction_21	Your password cannot be changed due to account restrictions. Please contact the System Administrator.
Password_Account_Restriction_22	Your password cannot be changed due to account restrictions. Please contact the System Administrator.
Password_Account_Restriction_23	Your password cannot be changed due to account restrictions. Please contact the System Administrator.
Password_Account_Restriction_24	Your password cannot be changed due to account restrictions. Please contact the System Administrator.
Password_Account_Restriction_25	Your password cannot be changed due to account restrictions. Please contact the System Administrator.
Password_Account_Restriction_26	Your password cannot be changed due to account restrictions. Please contact the System Administrator.
Password_Account_Restriction_27	Your password cannot be changed due to account restrictions. Please contact the System Administrator.
Password_Account_Restriction_29	Your password cannot be changed due to account restrictions. Please contact the System Administrator.
Password_Account_Restriction_3	Your password cannot be changed due to account restrictions. Please contact the System Administrator.
Password_Account_Restriction_5	Your password cannot be changed due to account restrictions. Please contact the System Administrator.
Password_Change_1	Please re-enter your old password and type your new one in the fields below.
Password_Change_11	Please re-enter your old password and type your new one in the fields below.

Key	Description
Password_Change_12	Please re-enter your old password and type your new one in the fields below.
Password_Change_13	Please re-enter your old password and type your new one in the fields below.
Password_Change_14	Please re-enter your old password and type your new one in the fields below.
Password_Change_15	Please re-enter your old password and type your new one in the fields below.
Password_Change_16	Please re-enter your old password and type your new one in the fields below.
Password_Change_17	Please re-enter your old password and type your new one in the fields below.
Password_Change_18	Please re-enter your old password and type your new one in the fields below.
Password_Change_19	Please re-enter your old password and type your new one in the fields below.
Password_Change_20	Please re-enter your old password and type your new one in the fields below.
Password_Change_2000	Please re-enter your old password and type your new one in the fields below.
Password_Change_21	Please re-enter your old password and type your new one in the fields below.
Password_Change_22	Please re-enter your old password and type your new one in the fields below.
Password_Change_23	Please re-enter your old password and type your new one in the fields below.
Password_Change_24	Please re-enter your old password and type your new one in the fields below.
Password_Change_25	Please re-enter your old password and type your new one in the fields below.
Password_Change_26	Please re-enter your old password and type your new one in the fields below.
Password_Change_27	Please re-enter your old password and type your new one in the fields below.
Password_Change_29	Please re-enter your old password and type your new one in the fields below.

Key	Description
Password_Change_3	Please re-enter your old password and type your new one in the fields below.
Password_Change_5	Please re-enter your old password and type your new one in the fields below.
Password_Change_Error_1	
Password_Change_Error_11	
Password_Change_Error_12	
Password_Change_Error_13	
Password_Change_Error_14	
Password_Change_Error_15	
Password_Change_Error_16	
Password_Change_Error_17	
Password_Change_Error_18	
Password_Change_Error_19	
Password_Change_Error_20	
Password_Change_Error_2000	
Password_Change_Error_21	
Password_Change_Error_22	
Password_Change_Error_23	
Password_Change_Error_24	
Password_Change_Error_25	
Password_Change_Error_26	
Password_Change_Error_27	
Password_Change_Error_29	
Password_Change_Error_3	
Password_Change_Error_5	
Password_Changed_1	Your password was successfully changed. Please click on the link below and log in using your new credentials.

Key	Description
Password_Changed_11	Your password was successfully changed. Please click on the link below and log in using your new credentials.
Password_Changed_12	Your password was successfully changed. Please click on the link below and log in using your new credentials.
Password_Changed_13	Your password was successfully changed. Please click on the link below and log in using your new credentials.
Password_Changed_14	Your password was successfully changed. Please click on the link below and log in using your new credentials.
Password_Changed_15	Your password was successfully changed. Please click on the link below and log in using your new credentials.
Password_Changed_16	Your password was successfully changed. Please click on the link below and log in using your new credentials.
Password_Changed_17	Your password was successfully changed. Please click on the link below and log in using your new credentials.
Password_Changed_18	Your password was successfully changed. Please click on the link below and log in using your new credentials.
Password_Changed_19	Your password was successfully changed. Please click on the link below and log in using your new credentials.
Password_Changed_20	Your password was successfully changed. Please click on the link below and log in using your new credentials.
Password_Changed_2000	Your password was successfully changed. Please click on the link below and log in using your new credentials.
Password_Changed_21	Your password was successfully changed. Please click on the link below and log in using your new credentials.

Key	Description
Password_Changed_22	Your password was successfully changed. Please click on the link below and log in using your new credentials.
Password_Changed_23	Your password was successfully changed. Please click on the link below and log in using your new credentials.
Password_Changed_24	Your password was successfully changed. Please click on the link below and log in using your new credentials.
Password_Changed_25	Your password was successfully changed. Please click on the link below and log in using your new credentials.
Password_Changed_26	Your password was successfully changed. Please click on the link below and log in using your new credentials.
Password_Changed_27	Your password was successfully changed. Please click on the link below and log in using your new credentials.
Password_Changed_29	Your password was successfully changed. Please click on the link below and log in using your new credentials.
Password_Changed_3	Your password was successfully changed. Please click on the link below and log in using your new credentials.
Password_Changed_5	Your password was successfully changed. Please click on the link below and log in using your new credentials.
Password_Changed_NoLink_1	Your password has been updated successfully.
Password_Changed_NoLink_11	Your password has been updated successfully.
Password_Changed_NoLink_12	Your password has been updated successfully.
Password_Changed_NoLink_13	Your password has been updated successfully.
Password_Changed_NoLink_14	Your password has been updated successfully.
Password_Changed_NoLink_15	Your password has been updated successfully.
Password_Changed_NoLink_16	Your password has been updated successfully.
Password_Changed_NoLink_17	Your password has been updated successfully.
Password_Changed_NoLink_18	Your password has been updated successfully.

Key	Description
Password_Changed_NoLink_19	Your password has been updated successfully.
Password_Changed_NoLink_20	Your password has been updated successfully.
Password_Changed_NoLink_2000	Your password has been updated successfully.
Password_Changed_NoLink_21	Your password has been updated successfully.
Password_Changed_NoLink_22	Your password has been updated successfully.
Password_Changed_NoLink_23	Your password has been updated successfully.
Password_Changed_NoLink_24	Your password has been updated successfully.
Password_Changed_NoLink_25	Your password has been updated successfully.
Password_Changed_NoLink_26	Your password has been updated successfully.
Password_Changed_NoLink_27	Your password has been updated successfully.
Password_Changed_NoLink_29	Your password has been updated successfully.
Password_Changed_NoLink_3	Your password has been updated successfully.
Password_Changed_NoLink_5	Your password has been updated successfully.
Password_Error_Both_1	
Password_Error_Both_11	
Password_Error_Both_12	
Password_Error_Both_13	
Password_Error_Both_14	
Password_Error_Both_15	
Password_Error_Both_16	
Password_Error_Both_17	
Password_Error_Both_18	
Password_Error_Both_19	
Password_Error_Both_20	
Password_Error_Both_2000	
Password_Error_Both_21	
Password_Error_Both_22	
Password_Error_Both_23	

Key	Description
Password_Error_Both_24	
Password_Error_Both_25	
Password_Error_Both_26	
Password_Error_Both_27	
Password_Error_Both_29	
Password_Error_Both_3	
Password_Error_Both_5	
Password_Error_Not_Complex_1	
Password_Error_Not_Complex_11	
Password_Error_Not_Complex_12	
Password_Error_Not_Complex_13	
Password_Error_Not_Complex_14	
Password_Error_Not_Complex_15	
Password_Error_Not_Complex_16	
Password_Error_Not_Complex_17	
Password_Error_Not_Complex_18	
Password_Error_Not_Complex_19	
Password_Error_Not_Complex_20	
Password_Error_Not_Complex_2000	
Password_Error_Not_Complex_21	
Password_Error_Not_Complex_22	
Password_Error_Not_Complex_23	
Password_Error_Not_Complex_24	
Password_Error_Not_Complex_25	
Password_Error_Not_Complex_26	
Password_Error_Not_Complex_27	
Password_Error_Not_Complex_29	
Password_Error_Not_Complex_3	

Key	Description
Password_Error_Not_Complex_5	
Password_Error_Not_Long_Enough_1	Please re-enter your password and ensure that it is at least {0} characters long.
Password_Error_Not_Long_Enough_11	Please re-enter your password and ensure that it is at least {0} characters long.
Password_Error_Not_Long_Enough_12	Please re-enter your password and ensure that it is at least {0} characters long.
Password_Error_Not_Long_Enough_13	Please re-enter your password and ensure that it is at least {0} characters long.
Password_Error_Not_Long_Enough_14	Please re-enter your password and ensure that it is at least {0} characters long.
Password_Error_Not_Long_Enough_15	Please re-enter your password and ensure that it is at least {0} characters long.
Password_Error_Not_Long_Enough_16	Please re-enter your password and ensure that it is at least {0} characters long.
Password_Error_Not_Long_Enough_17	Please re-enter your password and ensure that it is at least {0} characters long.
Password_Error_Not_Long_Enough_18	Please re-enter your password and ensure that it is at least {0} characters long.
Password_Error_Not_Long_Enough_19	Please re-enter your password and ensure that it is at least {0} characters long.
Password_Error_Not_Long_Enough_20	Please re-enter your password and ensure that it is at least {0} characters long.
Password_Error_Not_Long_Enough_2000	Please re-enter your password and ensure that it is at least {0} characters long.
Password_Error_Not_Long_Enough_21	Please re-enter your password and ensure that it is at least {0} characters long.
Password_Error_Not_Long_Enough_22	Please re-enter your password and ensure that it is at least {0} characters long.
Password_Error_Not_Long_Enough_23	Please re-enter your password and ensure that it is at least {0} characters long.
Password_Error_Not_Long_Enough_24	Please re-enter your password and ensure that it is at least {0} characters long.
Password_Error_Not_Long_Enough_25	Please re-enter your password and ensure that it is at least {0} characters long.

Key	Description
Password_Error_Not_Long_Enough_26	Please re-enter your password and ensure that it is at least {0} characters long.
Password_Error_Not_Long_Enough_27	Please re-enter your password and ensure that it is at least {0} characters long.
Password_Error_Not_Long_Enough_29	Please re-enter your password and ensure that it is at least {0} characters long.
Password_Error_Not_Long_Enough_3	Please re-enter your password and ensure that it is at least {0} characters long.
Password_Error_Not_Long_Enough_5	Please re-enter your password and ensure that it is at least {0} characters long.
Password_Expired_1	
Password_Expired_11	
Password_Expired_12	
Password_Expired_13	
Password_Expired_14	
Password_Expired_15	
Password_Expired_16	
Password_Expired_17	
Password_Expired_18	
Password_Expired_19	
Password_Expired_20	
Password_Expired_2000	
Password_Expired_21	
Password_Expired_22	
Password_Expired_23	
Password_Expired_24	
Password_Expired_25	
Password_Expired_26	
Password_Expired_27	
Password_Expired_29	

Key	Description
Password_Expired_3	
Password_Expired_5	
Password_Is_Same_As_Old_1	
Password_Is_Same_As_Old_11	
Password_Is_Same_As_Old_12	
Password_Is_Same_As_Old_13	
Password_Is_Same_As_Old_14	
Password_Is_Same_As_Old_15	
Password_Is_Same_As_Old_16	
Password_Is_Same_As_Old_17	
Password_Is_Same_As_Old_18	
Password_Is_Same_As_Old_19	
Password_Is_Same_As_Old_20	
Password_Is_Same_As_Old_2000	
Password_Is_Same_As_Old_21	
Password_Is_Same_As_Old_22	
Password_Is_Same_As_Old_23	
Password_Is_Same_As_Old_24	
Password_Is_Same_As_Old_25	
Password_Is_Same_As_Old_26	
Password_Is_Same_As_Old_27	
Password_Is_Same_As_Old_29	
Password_Is_Same_As_Old_3	
Password_Is_Same_As_Old_5	
Password_Not_Complex_1	
Password_Not_Complex_11	
Password_Not_Complex_12	
Password_Not_Complex_13	

Key	Description
Password_Not_Complex_14	
Password_Not_Complex_15	
Password_Not_Complex_16	
Password_Not_Complex_17	
Password_Not_Complex_18	
Password_Not_Complex_19	
Password_Not_Complex_20	
Password_Not_Complex_2000	
Password_Not_Complex_21	
Password_Not_Complex_22	
Password_Not_Complex_23	
Password_Not_Complex_24	
Password_Not_Complex_25	
Password_Not_Complex_26	
Password_Not_Complex_27	
Password_Not_Complex_29	
Password_Not_Complex_3	
Password_Not_Complex_5	
Password_Reset_1	
Password_Reset_11	
Password_Reset_12	
Password_Reset_13	
Password_Reset_14	
Password_Reset_15	
Password_Reset_16	
Password_Reset_17	
Password_Reset_18	
Password_Reset_19	

Key	Description
Password_Reset_20	
Password_Reset_2000	
Password_Reset_21	
Password_Reset_22	
Password_Reset_23	
Password_Reset_24	
Password_Reset_25	
Password_Reset_26	
Password_Reset_27	
Password_Reset_29	
Password_Reset_3	
Password_Reset_5	
PaymentDueOn_1	is due on {0}.
PaymentDueOn_11	is due on {0}.
PaymentDueOn_12	is due on {0}.
PaymentDueOn_13	is due on {0}.
PaymentDueOn_14	is due on {0}.
PaymentDueOn_15	is due on {0}.
PaymentDueOn_16	is due on {0}.
PaymentDueOn_17	is due on {0}.
PaymentDueOn_18	is due on {0}.
PaymentDueOn_19	is due on {0}.
PaymentDueOn_20	is due on {0}.
PaymentDueOn_2000	is due on {0}.
PaymentDueOn_21	is due on {0}.
PaymentDueOn_22	is due on {0}.
PaymentDueOn_23	is due on {0}.
PaymentDueOn_24	is due on {0}.

Key	Description
PaymentDueOn_25	is due on {0}.
PaymentDueOn_26	is due on {0}.
PaymentDueOn_27	is due on {0}.
PaymentDueOn_29	is due on {0}.
PaymentDueOn_3	is due on {0}.
PaymentDueOn_5	is due on {0}.
PaymentInfo_CCAddress_1	Add Credit Card Billing Address
PaymentInfo_CCAddress_11	Add Credit Card Billing Address
PaymentInfo_CCAddress_12	Add Credit Card Billing Address
PaymentInfo_CCAddress_13	Add Credit Card Billing Address
PaymentInfo_CCAddress_14	Add Credit Card Billing Address
PaymentInfo_CCAddress_15	Add Credit Card Billing Address
PaymentInfo_CCAddress_16	Add Credit Card Billing Address
PaymentInfo_CCAddress_17	Add Credit Card Billing Address
PaymentInfo_CCAddress_18	Add Credit Card Billing Address
PaymentInfo_CCAddress_19	Add Credit Card Billing Address
PaymentInfo_CCAddress_20	Add Credit Card Billing Address
PaymentInfo_CCAddress_2000	Add Credit Card Billing Address
PaymentInfo_CCAddress_21	Add Credit Card Billing Address
PaymentInfo_CCAddress_22	Add Credit Card Billing Address
PaymentInfo_CCAddress_23	Add Credit Card Billing Address
PaymentInfo_CCAddress_24	Add Credit Card Billing Address
PaymentInfo_CCAddress_25	Add Credit Card Billing Address
PaymentInfo_CCAddress_26	Add Credit Card Billing Address
PaymentInfo_CCAddress_27	Add Credit Card Billing Address
PaymentInfo_CCAddress_29	Add Credit Card Billing Address
PaymentInfo_CCAddress_3	Add Credit Card Billing Address
PaymentInfo_CCAddress_5	Add Credit Card Billing Address

Key	Description
PaymentInfo_CCInfo_1	Add Credit Card Information
PaymentInfo_CCInfo_11	Add Credit Card Information
PaymentInfo_CCInfo_12	Add Credit Card Information
PaymentInfo_CCInfo_13	Add Credit Card Information
PaymentInfo_CCInfo_14	Add Credit Card Information
PaymentInfo_CCInfo_15	Add Credit Card Information
PaymentInfo_CCInfo_16	Add Credit Card Information
PaymentInfo_CCInfo_17	Add Credit Card Information
PaymentInfo_CCInfo_18	Add Credit Card Information
PaymentInfo_CCInfo_19	Add Credit Card Information
PaymentInfo_CCInfo_20	Add Credit Card Information
PaymentInfo_CCInfo_2000	Add Credit Card Information
PaymentInfo_CCInfo_21	Add Credit Card Information
PaymentInfo_CCInfo_22	Add Credit Card Information
PaymentInfo_CCInfo_23	Add Credit Card Information
PaymentInfo_CCInfo_24	Add Credit Card Information
PaymentInfo_CCInfo_25	Add Credit Card Information
PaymentInfo_CCInfo_26	Add Credit Card Information
PaymentInfo_CCInfo_27	Add Credit Card Information
PaymentInfo_CCInfo_29	Add Credit Card Information
PaymentInfo_CCInfo_3	Add Credit Card Information
PaymentInfo_CCInfo_5	Add Credit Card Information
PaymentInfo_Editing_1	You are currently editing an item. Please update or cancel before trying to add another.
PaymentInfo_Editing_11	You are currently editing an item. Please update or cancel before trying to add another.
PaymentInfo_Editing_12	You are currently editing an item. Please update or cancel before trying to add another.

Key	Description
PaymentInfo_Editing_13	You are currently editing an item. Please update or cancel before trying to add another.
PaymentInfo_Editing_14	You are currently editing an item. Please update or cancel before trying to add another.
PaymentInfo_Editing_15	You are currently editing an item. Please update or cancel before trying to add another.
PaymentInfo_Editing_16	You are currently editing an item. Please update or cancel before trying to add another.
PaymentInfo_Editing_17	You are currently editing an item. Please update or cancel before trying to add another.
PaymentInfo_Editing_18	You are currently editing an item. Please update or cancel before trying to add another.
PaymentInfo_Editing_19	You are currently editing an item. Please update or cancel before trying to add another.
PaymentInfo_Editing_20	You are currently editing an item. Please update or cancel before trying to add another.
PaymentInfo_Editing_2000	You are currently editing an item. Please update or cancel before trying to add another.
PaymentInfo_Editing_21	You are currently editing an item. Please update or cancel before trying to add another.
PaymentInfo_Editing_22	You are currently editing an item. Please update or cancel before trying to add another.
PaymentInfo_Editing_23	You are currently editing an item. Please update or cancel before trying to add another.
PaymentInfo_Editing_24	You are currently editing an item. Please update or cancel before trying to add another.
PaymentInfo_Editing_25	You are currently editing an item. Please update or cancel before trying to add another.
PaymentInfo_Editing_26	You are currently editing an item. Please update or cancel before trying to add another.
PaymentInfo_Editing_27	You are currently editing an item. Please update or cancel before trying to add another.
PaymentInfo_Editing_29	You are currently editing an item. Please update or cancel before trying to add another.
PaymentInfo_Editing_3	You are currently editing an item. Please update or cancel before trying to add another.

Key	Description
PaymentInfo_Editing_5	You are currently editing an item. Please update or cancel before trying to add another.
PaymentInfo_NotSaved_1	Your changes have not been saved yet. Please press Apply to save your changes, or cancel to discard your changes, before selecting another item.
PaymentInfo_NotSaved_11	Your changes have not been saved yet. Please press Apply to save your changes, or cancel to discard your changes, before selecting another item.
PaymentInfo_NotSaved_12	Your changes have not been saved yet. Please press Apply to save your changes, or cancel to discard your changes, before selecting another item.
PaymentInfo_NotSaved_13	Your changes have not been saved yet. Please press Apply to save your changes, or cancel to discard your changes, before selecting another item.
PaymentInfo_NotSaved_14	Your changes have not been saved yet. Please press Apply to save your changes, or cancel to discard your changes, before selecting another item.
PaymentInfo_NotSaved_15	Your changes have not been saved yet. Please press Apply to save your changes, or cancel to discard your changes, before selecting another item.
PaymentInfo_NotSaved_16	Your changes have not been saved yet. Please press Apply to save your changes, or cancel to discard your changes, before selecting another item.
PaymentInfo_NotSaved_17	Your changes have not been saved yet. Please press Apply to save your changes, or cancel to discard your changes, before selecting another item.
PaymentInfo_NotSaved_18	Your changes have not been saved yet. Please press Apply to save your changes, or cancel to discard your changes, before selecting another item.
PaymentInfo_NotSaved_19	Your changes have not been saved yet. Please press Apply to save your changes, or cancel to discard your changes, before selecting another item.
PaymentInfo_NotSaved_20	Your changes have not been saved yet. Please press Apply to save your changes, or cancel to discard your changes, before selecting another item.
PaymentInfo_NotSaved_2000	Your changes have not been saved yet. Please press Apply to save your changes, or cancel to discard your changes, before selecting another item.

Key	Description
PaymentInfo_NotSaved_21	Your changes have not been saved yet. Please press Apply to save your changes, or cancel to discard your changes, before selecting another item.
PaymentInfo_NotSaved_22	Your changes have not been saved yet. Please press Apply to save your changes, or cancel to discard your changes, before selecting another item.
PaymentInfo_NotSaved_23	Your changes have not been saved yet. Please press Apply to save your changes, or cancel to discard your changes, before selecting another item.
PaymentInfo_NotSaved_24	Your changes have not been saved yet. Please press Apply to save your changes, or cancel to discard your changes, before selecting another item.
PaymentInfo_NotSaved_25	Your changes have not been saved yet. Please press Apply to save your changes, or cancel to discard your changes, before selecting another item.
PaymentInfo_NotSaved_26	Your changes have not been saved yet. Please press Apply to save your changes, or cancel to discard your changes, before selecting another item.
PaymentInfo_NotSaved_27	Your changes have not been saved yet. Please press Apply to save your changes, or cancel to discard your changes, before selecting another item.
PaymentInfo_NotSaved_29	Your changes have not been saved yet. Please press Apply to save your changes, or cancel to discard your changes, before selecting another item.
PaymentInfo_NotSaved_3	Your changes have not been saved yet. Please press Apply to save your changes, or cancel to discard your changes, before selecting another item.
PaymentInfo_NotSaved_5	Your changes have not been saved yet. Please press Apply to save your changes, or cancel to discard your changes, before selecting another item.
PaymentsRemaining_1	You have {0} scheduled payments past due totaling
PaymentsRemaining_11	You have {0} payments past due totaling
PaymentsRemaining_12	You have {0} payments past due totaling
PaymentsRemaining_13	You have {0} payments past due totaling
PaymentsRemaining_14	You have {0} payments past due totaling
PaymentsRemaining_15	You have {0} payments past due totaling

Key	Description
PaymentsRemaining_16	You have {0} payments past due totaling
PaymentsRemaining_17	You have {0} payments past due totaling
PaymentsRemaining_18	You have {0} payments past due totaling
PaymentsRemaining_19	You have {0} payments past due totaling
PaymentsRemaining_20	You have {0} payments past due totaling
PaymentsRemaining_2000	You have {0} scheduled payments past due totaling
PaymentsRemaining_21	You have {0} payments past due totaling
PaymentsRemaining_22	You have {0} payments past due totaling
PaymentsRemaining_23	You have {0} payments past due totaling
PaymentsRemaining_24	You have {0} payments past due totaling
PaymentsRemaining_25	You have {0} payments past due totaling
PaymentsRemaining_26	You have {0} payments past due totaling
PaymentsRemaining_27	You have {0} payments past due totaling
PaymentsRemaining_29	You have {0} scheduled payments past due totaling
PaymentsRemaining_3	You have {0} payments past due totaling
PaymentsRemaining_5	You have {0} scheduled payments past due totaling
PaymentType_Cash_1	Cash
PaymentType_Cash_11	Cash
PaymentType_Cash_12	Cash
PaymentType_Cash_13	Cash
PaymentType_Cash_14	Cash
PaymentType_Cash_15	Cash
PaymentType_Cash_16	Cash
PaymentType_Cash_17	Cash
PaymentType_Cash_18	Cash
PaymentType_Cash_19	Cash
PaymentType_Cash_20	Cash
PaymentType_Cash_2000	Cash

Key	Description
PaymentType_Cash_21	Cash
PaymentType_Cash_22	Cash
PaymentType_Cash_23	Cash
PaymentType_Cash_24	Cash
PaymentType_Cash_25	Cash
PaymentType_Cash_26	Cash
PaymentType_Cash_27	Cash
PaymentType_Cash_29	Cash
PaymentType_Cash_3	Cash
PaymentType_Cash_5	Cash
PaymentType_Check_1	Check
PaymentType_Check_11	Check
PaymentType_Check_12	Check
PaymentType_Check_13	Check
PaymentType_Check_14	Check
PaymentType_Check_15	Check
PaymentType_Check_16	Check
PaymentType_Check_17	Check
PaymentType_Check_18	Check
PaymentType_Check_19	Check
PaymentType_Check_20	Check
PaymentType_Check_2000	Check
PaymentType_Check_21	Check
PaymentType_Check_22	Check
PaymentType_Check_23	Check
PaymentType_Check_24	Check
PaymentType_Check_25	Check
PaymentType_Check_26	Check

Key	Description
PaymentType_Check_27	Check
PaymentType_Check_29	Check
PaymentType_Check_3	Check
PaymentType_Check_5	Check
PaymentType_CreditCard_1	Credit Card
PaymentType_CreditCard_11	Credit Card
PaymentType_CreditCard_12	Credit Card
PaymentType_CreditCard_13	Credit Card
PaymentType_CreditCard_14	Credit Card
PaymentType_CreditCard_15	Credit Card
PaymentType_CreditCard_16	Credit Card
PaymentType_CreditCard_17	Credit Card
PaymentType_CreditCard_18	Credit Card
PaymentType_CreditCard_19	Credit Card
PaymentType_CreditCard_20	Credit Card
PaymentType_CreditCard_2000	Credit Card
PaymentType_CreditCard_21	Credit Card
PaymentType_CreditCard_22	Credit Card
PaymentType_CreditCard_23	Credit Card
PaymentType_CreditCard_24	Credit Card
PaymentType_CreditCard_25	Credit Card
PaymentType_CreditCard_26	Credit Card
PaymentType_CreditCard_27	Credit Card
PaymentType_CreditCard_29	Credit Card
PaymentType_CreditCard_3	Credit Card
PaymentType_CreditCard_5	Credit Card
PaymentType_EFT_1	EFT
PaymentType_EFT_11	EFT

Key	Description
PaymentType_EFT_12	EFT
PaymentType_EFT_13	EFT
PaymentType_EFT_14	EFT
PaymentType_EFT_15	EFT
PaymentType_EFT_16	EFT
PaymentType_EFT_17	EFT
PaymentType_EFT_18	EFT
PaymentType_EFT_19	EFT
PaymentType_EFT_20	EFT
PaymentType_EFT_2000	EFT
PaymentType_EFT_21	EFT
PaymentType_EFT_22	EFT
PaymentType_EFT_23	EFT
PaymentType_EFT_24	EFT
PaymentType_EFT_25	EFT
PaymentType_EFT_26	EFT
PaymentType_EFT_27	EFT
PaymentType_EFT_29	EFT
PaymentType_EFT_3	EFT
PaymentType_EFT_5	EFT
PaymentType_NonCash_1	Non-Cash
PaymentType_NonCash_11	Non-Cash
PaymentType_NonCash_12	Non-Cash
PaymentType_NonCash_13	Non-Cash
PaymentType_NonCash_14	Non-Cash
PaymentType_NonCash_15	Non-Cash
PaymentType_NonCash_16	Non-Cash
PaymentType_NonCash_17	Non-Cash

Key	Description
PaymentType_NonCash_18	Non-Cash
PaymentType_NonCash_19	Non-Cash
PaymentType_NonCash_20	Non-Cash
PaymentType_NonCash_2000	Non-Cash
PaymentType_NonCash_21	Non-Cash
PaymentType_NonCash_22	Non-Cash
PaymentType_NonCash_23	Non-Cash
PaymentType_NonCash_24	Non-Cash
PaymentType_NonCash_25	Non-Cash
PaymentType_NonCash_26	Non-Cash
PaymentType_NonCash_27	Non-Cash
PaymentType_NonCash_29	Non-Cash
PaymentType_NonCash_3	Non-Cash
PaymentType_NonCash_5	Non-Cash
PaymentType_Other_1	Other
PaymentType_Other_11	Other
PaymentType_Other_12	Other
PaymentType_Other_13	Other
PaymentType_Other_14	Other
PaymentType_Other_15	Other
PaymentType_Other_16	Other
PaymentType_Other_17	Other
PaymentType_Other_18	Other
PaymentType_Other_19	Other
PaymentType_Other_20	Other
PaymentType_Other_2000	Other
PaymentType_Other_21	Other
PaymentType_Other_22	Other

Key	Description
PaymentType_Other_23	Other
PaymentType_Other_24	Other
PaymentType_Other_25	Other
PaymentType_Other_26	Other
PaymentType_Other_27	Other
PaymentType_Other_29	Other
PaymentType_Other_3	Other
PaymentType_Other_5	Other
PaymentType_PaymentOnline_1	Payment On-Line
PaymentType_PaymentOnline_11	Payment On-Line
PaymentType_PaymentOnline_12	Payment On-Line
PaymentType_PaymentOnline_13	Payment On-Line
PaymentType_PaymentOnline_14	Payment On-Line
PaymentType_PaymentOnline_15	Payment On-Line
PaymentType_PaymentOnline_16	Payment On-Line
PaymentType_PaymentOnline_17	Payment On-Line
PaymentType_PaymentOnline_18	Payment On-Line
PaymentType_PaymentOnline_19	Payment On-Line
PaymentType_PaymentOnline_20	Payment On-Line
PaymentType_PaymentOnline_2000	Payment On-Line
PaymentType_PaymentOnline_21	Payment On-Line
PaymentType_PaymentOnline_22	Payment On-Line
PaymentType_PaymentOnline_23	Payment On-Line
PaymentType_PaymentOnline_24	Payment On-Line
PaymentType_PaymentOnline_25	Payment On-Line
PaymentType_PaymentOnline_26	Payment On-Line
PaymentType_PaymentOnline_27	Payment On-Line
PaymentType_PaymentOnline_29	Payment On-Line

Key	Description
PaymentType_PaymentOnline_3	Payment On-Line
PaymentType_PaymentOnline_5	Payment On-Line
PFAAlwaysAttendanceMsg_1	The grading scale for this class is Pass/Fail.
PFAAlwaysAttendanceMsg_100117	The grading scale for this class is Pass/Fail.
PFAAlwaysAttendanceMsg_100119	The grading scale for this class is Pass/Fail.
PFAAlwaysAttendanceMsg_11	The grading scale for this class is Pass/Fail.
PFAAlwaysAttendanceMsg_12	The grading scale for this class is Pass/Fail.
PFAAlwaysAttendanceMsg_13	The grading scale for this class is Pass/Fail.
PFAAlwaysAttendanceMsg_14	The grading scale for this class is Pass/Fail.
PFAAlwaysAttendanceMsg_15	The grading scale for this class is Pass/Fail.
PFAAlwaysAttendanceMsg_16	The grading scale for this class is Pass/Fail.
PFAAlwaysAttendanceMsg_17	The grading scale for this class is Pass/Fail.
PFAAlwaysAttendanceMsg_18	The grading scale for this class is Pass/Fail.
PFAAlwaysAttendanceMsg_19	The grading scale for this class is Pass/Fail.
PFAAlwaysAttendanceMsg_20	The grading scale for this class is Pass/Fail.
PFAAlwaysAttendanceMsg_2000	The grading scale for this class is Pass/Fail.
PFAAlwaysAttendanceMsg_21	The grading scale for this class is Pass/Fail.
PFAAlwaysAttendanceMsg_22	The grading scale for this class is Pass/Fail.
PFAAlwaysAttendanceMsg_23	The grading scale for this class is Pass/Fail.
PFAAlwaysAttendanceMsg_24	The grading scale for this class is Pass/Fail.
PFAAlwaysAttendanceMsg_25	The grading scale for this class is Pass/Fail.
PFAAlwaysAttendanceMsg_26	The grading scale for this class is Pass/Fail.
PFAAlwaysAttendanceMsg_27	The grading scale for this class is Pass/Fail.
PFAAlwaysAttendanceMsg_29	The grading scale for this class is Pass/Fail.
PFAAlwaysAttendanceMsg_3	The grading scale for this class is Pass/Fail.
PFAAlwaysAttendanceMsg_5	The grading scale for this class is Pass/Fail.
PFAAlwaysCourseScheduleSearchMsg_1	## Denotes a class where Pass/Fail is Required.
PFAAlwaysCourseScheduleSearchMsg_100117	## Denotes a class where Pass/Fail is Required.

Key	Description
PFAAlwaysCourseScheduleSearchMsg_100119	## Denotes a class where Pass/Fail is Required.
PFAAlwaysCourseScheduleSearchMsg_11	## Denotes a class where Pass/Fail is Required.
PFAAlwaysCourseScheduleSearchMsg_12	## Denotes a class where Pass/Fail is Required.
PFAAlwaysCourseScheduleSearchMsg_13	## Denotes a class where Pass/Fail is Required.
PFAAlwaysCourseScheduleSearchMsg_14	## Denotes a class where Pass/Fail is Required.
PFAAlwaysCourseScheduleSearchMsg_15	## Denotes a class where Pass/Fail is Required.
PFAAlwaysCourseScheduleSearchMsg_16	## Denotes a class where Pass/Fail is Required.
PFAAlwaysCourseScheduleSearchMsg_17	## Denotes a class where Pass/Fail is Required.
PFAAlwaysCourseScheduleSearchMsg_18	## Denotes a class where Pass/Fail is Required.
PFAAlwaysCourseScheduleSearchMsg_19	## Denotes a class where Pass/Fail is Required.
PFAAlwaysCourseScheduleSearchMsg_20	## Denotes a class where Pass/Fail is Required.
PFAAlwaysCourseScheduleSearchMsg_2000	## Denotes a class where Pass/Fail is Required.
PFAAlwaysCourseScheduleSearchMsg_21	## Denotes a class where Pass/Fail is Required.
PFAAlwaysCourseScheduleSearchMsg_22	## Denotes a class where Pass/Fail is Required.
PFAAlwaysCourseScheduleSearchMsg_23	## Denotes a class where Pass/Fail is Required.
PFAAlwaysCourseScheduleSearchMsg_24	## Denotes a class where Pass/Fail is Required.
PFAAlwaysCourseScheduleSearchMsg_25	## Denotes a class where Pass/Fail is Required.
PFAAlwaysCourseScheduleSearchMsg_26	## Denotes a class where Pass/Fail is Required.
PFAAlwaysCourseScheduleSearchMsg_27	## Denotes a class where Pass/Fail is Required.
PFAAlwaysCourseScheduleSearchMsg_29	## Denotes a class where Pass/Fail is Required.
PFAAlwaysCourseScheduleSearchMsg_3	## Denotes a class where Pass/Fail is Required.
PFAAlwaysCourseScheduleSearchMsg_5	## Denotes a class where Pass/Fail is Required.
PFAAlwaysDegreeAuditMsg_1	## Indicates a Pass/Fail grade is required for this course.
PFAAlwaysDegreeAuditMsg_100117	## Indicates a Pass/Fail grade is required for this course.
PFAAlwaysDegreeAuditMsg_100119	## Indicates a Pass/Fail grade is required for this course.

Key	Description
PFAAlwaysDegreeAuditMsg_11	## Indicates a Pass/Fail grade is required for this course.
PFAAlwaysDegreeAuditMsg_12	## Indicates a Pass/Fail grade is required for this course.
PFAAlwaysDegreeAuditMsg_13	## Indicates a Pass/Fail grade is required for this course.
PFAAlwaysDegreeAuditMsg_14	## Indicates a Pass/Fail grade is required for this course.
PFAAlwaysDegreeAuditMsg_15	## Indicates a Pass/Fail grade is required for this course.
PFAAlwaysDegreeAuditMsg_16	## Indicates a Pass/Fail grade is required for this course.
PFAAlwaysDegreeAuditMsg_17	## Indicates a Pass/Fail grade is required for this course.
PFAAlwaysDegreeAuditMsg_18	## Indicates a Pass/Fail grade is required for this course.
PFAAlwaysDegreeAuditMsg_19	## Indicates a Pass/Fail grade is required for this course.
PFAAlwaysDegreeAuditMsg_20	## Indicates a Pass/Fail grade is required for this course.
PFAAlwaysDegreeAuditMsg_2000	## Indicates a Pass/Fail grade is required for this course.
PFAAlwaysDegreeAuditMsg_21	## Indicates a Pass/Fail grade is required for this course.
PFAAlwaysDegreeAuditMsg_22	## Indicates a Pass/Fail grade is required for this course.
PFAAlwaysDegreeAuditMsg_23	## Indicates a Pass/Fail grade is required for this course.
PFAAlwaysDegreeAuditMsg_24	## Indicates a Pass/Fail grade is required for this course.
PFAAlwaysDegreeAuditMsg_25	## Indicates a Pass/Fail grade is required for this course.
PFAAlwaysDegreeAuditMsg_26	## Indicates a Pass/Fail grade is required for this course.
PFAAlwaysDegreeAuditMsg_27	## Indicates a Pass/Fail grade is required for this course.

Key	Description
PFAlwaysDegreeAuditMsg_29	## Indicates a Pass/Fail grade is required for this course.
PFAlwaysDegreeAuditMsg_3	## Indicates a Pass/Fail grade is required for this course.
PFAlwaysDegreeAuditMsg_5	## Indicates a Pass/Fail grade is required for this course.
PFAlwaysFinalGradeClassMsg_1	The grading scale for this class/section is Pass/Fail.
PFAlwaysFinalGradeClassMsg_100117	The grading scale for this class/section is Pass/Fail.
PFAlwaysFinalGradeClassMsg_100119	The grading scale for this class/section is Pass/Fail.
PFAlwaysFinalGradeClassMsg_11	The grading scale for this class/section is Pass/Fail.
PFAlwaysFinalGradeClassMsg_12	The grading scale for this class/section is Pass/Fail.
PFAlwaysFinalGradeClassMsg_13	The grading scale for this class/section is Pass/Fail.
PFAlwaysFinalGradeClassMsg_14	The grading scale for this class/section is Pass/Fail.
PFAlwaysFinalGradeClassMsg_15	The grading scale for this class/section is Pass/Fail.
PFAlwaysFinalGradeClassMsg_16	The grading scale for this class/section is Pass/Fail.
PFAlwaysFinalGradeClassMsg_17	The grading scale for this class/section is Pass/Fail.
PFAlwaysFinalGradeClassMsg_18	The grading scale for this class/section is Pass/Fail.
PFAlwaysFinalGradeClassMsg_19	The grading scale for this class/section is Pass/Fail.
PFAlwaysFinalGradeClassMsg_20	The grading scale for this class/section is Pass/Fail.
PFAlwaysFinalGradeClassMsg_2000	The grading scale for this class/section is Pass/Fail.
PFAlwaysFinalGradeClassMsg_21	The grading scale for this class/section is Pass/Fail.

Key	Description
PFAlwaysFinalGradeClassMsg_22	The grading scale for this class/section is Pass/Fail.
PFAlwaysFinalGradeClassMsg_23	The grading scale for this class/section is Pass/Fail.
PFAlwaysFinalGradeClassMsg_24	The grading scale for this class/section is Pass/Fail.
PFAlwaysFinalGradeClassMsg_25	The grading scale for this class/section is Pass/Fail.
PFAlwaysFinalGradeClassMsg_26	The grading scale for this class/section is Pass/Fail.
PFAlwaysFinalGradeClassMsg_27	The grading scale for this class/section is Pass/Fail.
PFAlwaysFinalGradeClassMsg_29	The grading scale for this class/section is Pass/Fail.
PFAlwaysFinalGradeClassMsg_3	The grading scale for this class/section is Pass/Fail.
PFAlwaysFinalGradeClassMsg_5	The grading scale for this class/section is Pass/Fail.
PFAlwaysGPACalcMsg_1	## Indicates a class where Pass/Fail is Required.
PFAlwaysGPACalcMsg_100117	## Indicates a class where Pass/Fail is Required.
PFAlwaysGPACalcMsg_100119	## Indicates a class where Pass/Fail is Required.
PFAlwaysGPACalcMsg_11	## Indicates a class where Pass/Fail is Required.
PFAlwaysGPACalcMsg_12	## Indicates a class where Pass/Fail is Required.
PFAlwaysGPACalcMsg_13	## Indicates a class where Pass/Fail is Required.
PFAlwaysGPACalcMsg_14	## Indicates a class where Pass/Fail is Required.
PFAlwaysGPACalcMsg_15	## Indicates a class where Pass/Fail is Required.
PFAlwaysGPACalcMsg_16	## Indicates a class where Pass/Fail is Required.
PFAlwaysGPACalcMsg_17	## Indicates a class where Pass/Fail is Required.
PFAlwaysGPACalcMsg_18	## Indicates a class where Pass/Fail is Required.
PFAlwaysGPACalcMsg_19	## Indicates a class where Pass/Fail is Required.
PFAlwaysGPACalcMsg_20	## Indicates a class where Pass/Fail is Required.

Key	Description
PFAAlwaysGPACalcMsg_2000	## Indicates a class where Pass/Fail is Required.
PFAAlwaysGPACalcMsg_21	## Indicates a class where Pass/Fail is Required.
PFAAlwaysGPACalcMsg_22	## Indicates a class where Pass/Fail is Required.
PFAAlwaysGPACalcMsg_23	## Indicates a class where Pass/Fail is Required.
PFAAlwaysGPACalcMsg_24	## Indicates a class where Pass/Fail is Required.
PFAAlwaysGPACalcMsg_25	## Indicates a class where Pass/Fail is Required.
PFAAlwaysGPACalcMsg_26	## Indicates a class where Pass/Fail is Required.
PFAAlwaysGPACalcMsg_27	## Indicates a class where Pass/Fail is Required.
PFAAlwaysGPACalcMsg_29	## Indicates a class where Pass/Fail is Required.
PFAAlwaysGPACalcMsg_3	## Indicates a class where Pass/Fail is Required.
PFAAlwaysGPACalcMsg_5	## Indicates a class where Pass/Fail is Required.
PFAAlwaysMidTermGradeClassMsg_1	The grading scale for this class/section is Pass/Fail.
PFAAlwaysMidTermGradeClassMsg_100117	The grading scale for this class/section is Pass/Fail.
PFAAlwaysMidTermGradeClassMsg_100119	The grading scale for this class/section is Pass/Fail.
PFAAlwaysMidTermGradeClassMsg_11	The grading scale for this class/section is Pass/Fail.
PFAAlwaysMidTermGradeClassMsg_12	The grading scale for this class/section is Pass/Fail.
PFAAlwaysMidTermGradeClassMsg_13	The grading scale for this class/section is Pass/Fail.
PFAAlwaysMidTermGradeClassMsg_14	The grading scale for this class/section is Pass/Fail.
PFAAlwaysMidTermGradeClassMsg_15	The grading scale for this class/section is Pass/Fail.
PFAAlwaysMidTermGradeClassMsg_16	The grading scale for this class/section is Pass/Fail.
PFAAlwaysMidTermGradeClassMsg_17	The grading scale for this class/section is Pass/Fail.

Key	Description
PFAlwaysMidTermGradeClassMsg_18	The grading scale for this class/section is Pass/Fail.
PFAlwaysMidTermGradeClassMsg_19	The grading scale for this class/section is Pass/Fail.
PFAlwaysMidTermGradeClassMsg_20	The grading scale for this class/section is Pass/Fail.
PFAlwaysMidTermGradeClassMsg_2000	The grading scale for this class/section is Pass/Fail.
PFAlwaysMidTermGradeClassMsg_21	The grading scale for this class/section is Pass/Fail.
PFAlwaysMidTermGradeClassMsg_22	The grading scale for this class/section is Pass/Fail.
PFAlwaysMidTermGradeClassMsg_23	The grading scale for this class/section is Pass/Fail.
PFAlwaysMidTermGradeClassMsg_24	The grading scale for this class/section is Pass/Fail.
PFAlwaysMidTermGradeClassMsg_25	The grading scale for this class/section is Pass/Fail.
PFAlwaysMidTermGradeClassMsg_26	The grading scale for this class/section is Pass/Fail.
PFAlwaysMidTermGradeClassMsg_27	The grading scale for this class/section is Pass/Fail.
PFAlwaysMidTermGradeClassMsg_29	The grading scale for this class/section is Pass/Fail.
PFAlwaysMidTermGradeClassMsg_3	The grading scale for this class/section is Pass/Fail.
PFAlwaysMidTermGradeClassMsg_5	The grading scale for this class/section is Pass/Fail.
PFAlwaysRosterClassMsg_1	The grading scale for this class is Pass/Fail.
PFAlwaysRosterClassMsg_100117	The grading scale for this class is Pass/Fail.
PFAlwaysRosterClassMsg_100119	The grading scale for this class is Pass/Fail.
PFAlwaysRosterClassMsg_11	The grading scale for this class is Pass/Fail.
PFAlwaysRosterClassMsg_12	The grading scale for this class is Pass/Fail.
PFAlwaysRosterClassMsg_13	The grading scale for this class is Pass/Fail.

Key	Description
PFAlwaysRosterClassMsg_14	The grading scale for this class is Pass/Fail.
PFAlwaysRosterClassMsg_15	The grading scale for this class is Pass/Fail.
PFAlwaysRosterClassMsg_16	The grading scale for this class is Pass/Fail.
PFAlwaysRosterClassMsg_17	The grading scale for this class is Pass/Fail.
PFAlwaysRosterClassMsg_18	The grading scale for this class is Pass/Fail.
PFAlwaysRosterClassMsg_19	The grading scale for this class is Pass/Fail.
PFAlwaysRosterClassMsg_20	The grading scale for this class is Pass/Fail.
PFAlwaysRosterClassMsg_2000	The grading scale for this class is Pass/Fail.
PFAlwaysRosterClassMsg_21	The grading scale for this class is Pass/Fail.
PFAlwaysRosterClassMsg_22	The grading scale for this class is Pass/Fail.
PFAlwaysRosterClassMsg_23	The grading scale for this class is Pass/Fail.
PFAlwaysRosterClassMsg_24	The grading scale for this class is Pass/Fail.
PFAlwaysRosterClassMsg_25	The grading scale for this class is Pass/Fail.
PFAlwaysRosterClassMsg_26	The grading scale for this class is Pass/Fail.
PFAlwaysRosterClassMsg_27	The grading scale for this class is Pass/Fail.
PFAlwaysRosterClassMsg_29	The grading scale for this class is Pass/Fail.
PFAlwaysRosterClassMsg_3	The grading scale for this class is Pass/Fail.
PFAlwaysRosterClassMsg_5	The grading scale for this class is Pass/Fail.
PFOptionalAttendanceMsg_1	# Indicates that the student has elected a Pass/Fail grade.
PFOptionalAttendanceMsg_100117	# Indicates that the student has elected a Pass/Fail grade.
PFOptionalAttendanceMsg_100119	# Indicates that the student has elected a Pass/Fail grade.
PFOptionalAttendanceMsg_11	# Indicates that the student has elected a Pass/Fail grade.
PFOptionalAttendanceMsg_12	# Indicates that the student has elected a Pass/Fail grade.
PFOptionalAttendanceMsg_13	# Indicates that the student has elected a Pass/Fail grade.

Key	Description
PFOptionalAttendanceMsg_14	# Indicates that the student has elected a Pass/Fail grade.
PFOptionalAttendanceMsg_15	# Indicates that the student has elected a Pass/Fail grade.
PFOptionalAttendanceMsg_16	# Indicates that the student has elected a Pass/Fail grade.
PFOptionalAttendanceMsg_17	# Indicates that the student has elected a Pass/Fail grade.
PFOptionalAttendanceMsg_18	# Indicates that the student has elected a Pass/Fail grade.
PFOptionalAttendanceMsg_19	# Indicates that the student has elected a Pass/Fail grade.
PFOptionalAttendanceMsg_20	# Indicates that the student has elected a Pass/Fail grade.
PFOptionalAttendanceMsg_2000	# Indicates that the student has elected a Pass/Fail grade.
PFOptionalAttendanceMsg_21	# Indicates that the student has elected a Pass/Fail grade.
PFOptionalAttendanceMsg_22	# Indicates that the student has elected a Pass/Fail grade.
PFOptionalAttendanceMsg_23	# Indicates that the student has elected a Pass/Fail grade.
PFOptionalAttendanceMsg_24	# Indicates that the student has elected a Pass/Fail grade.
PFOptionalAttendanceMsg_25	# Indicates that the student has elected a Pass/Fail grade.
PFOptionalAttendanceMsg_26	# Indicates that the student has elected a Pass/Fail grade.
PFOptionalAttendanceMsg_27	# Indicates that the student has elected a Pass/Fail grade.
PFOptionalAttendanceMsg_29	# Indicates that the student has elected a Pass/Fail grade.
PFOptionalAttendanceMsg_3	# Indicates that the student has elected a Pass/Fail grade.
PFOptionalAttendanceMsg_5	# Indicates that the student has elected a Pass/Fail grade.

Key	Description
PFOptionalCourseScheduleSearchMsg_1	# Denotes a class where Pass/Fail is Optional.
PFOptionalCourseScheduleSearchMsg_100117	# Denotes a class where Pass/Fail is Optional.
PFOptionalCourseScheduleSearchMsg_100119	# Denotes a class where Pass/Fail is Optional.
PFOptionalCourseScheduleSearchMsg_11	# Denotes a class where Pass/Fail is Optional.
PFOptionalCourseScheduleSearchMsg_12	# Denotes a class where Pass/Fail is Optional.
PFOptionalCourseScheduleSearchMsg_13	# Denotes a class where Pass/Fail is Optional.
PFOptionalCourseScheduleSearchMsg_14	# Denotes a class where Pass/Fail is Optional.
PFOptionalCourseScheduleSearchMsg_15	# Denotes a class where Pass/Fail is Optional.
PFOptionalCourseScheduleSearchMsg_16	# Denotes a class where Pass/Fail is Optional.
PFOptionalCourseScheduleSearchMsg_17	# Denotes a class where Pass/Fail is Optional.
PFOptionalCourseScheduleSearchMsg_18	# Denotes a class where Pass/Fail is Optional.
PFOptionalCourseScheduleSearchMsg_19	# Denotes a class where Pass/Fail is Optional.
PFOptionalCourseScheduleSearchMsg_20	# Denotes a class where Pass/Fail is Optional.
PFOptionalCourseScheduleSearchMsg_2000	# Denotes a class where Pass/Fail is Optional.
PFOptionalCourseScheduleSearchMsg_21	# Denotes a class where Pass/Fail is Optional.
PFOptionalCourseScheduleSearchMsg_22	# Denotes a class where Pass/Fail is Optional.
PFOptionalCourseScheduleSearchMsg_23	# Denotes a class where Pass/Fail is Optional.
PFOptionalCourseScheduleSearchMsg_24	# Denotes a class where Pass/Fail is Optional.
PFOptionalCourseScheduleSearchMsg_25	# Denotes a class where Pass/Fail is Optional.
PFOptionalCourseScheduleSearchMsg_26	# Denotes a class where Pass/Fail is Optional.
PFOptionalCourseScheduleSearchMsg_27	# Denotes a class where Pass/Fail is Optional.
PFOptionalCourseScheduleSearchMsg_29	# Denotes a class where Pass/Fail is Optional.
PFOptionalCourseScheduleSearchMsg_3	# Denotes a class where Pass/Fail is Optional.
PFOptionalCourseScheduleSearchMsg_5	# Denotes a class where Pass/Fail is Optional.
PFOptionalDegreeAuditMsg_1	# Indicates the student has elected a Pass/Fail grade for this course.
PFOptionalDegreeAuditMsg_100117	# Indicates the student has elected a Pass/Fail grade for this course.

Key	Description
PFOptionalDegreeAuditMsg_100119	# Indicates the student has elected a Pass/Fail grade for this course.
PFOptionalDegreeAuditMsg_11	# Indicates the student has elected a Pass/Fail grade for this course.
PFOptionalDegreeAuditMsg_12	# Indicates the student has elected a Pass/Fail grade for this course.
PFOptionalDegreeAuditMsg_13	# Indicates the student has elected a Pass/Fail grade for this course.
PFOptionalDegreeAuditMsg_14	# Indicates the student has elected a Pass/Fail grade for this course.
PFOptionalDegreeAuditMsg_15	# Indicates the student has elected a Pass/Fail grade for this course.
PFOptionalDegreeAuditMsg_16	# Indicates the student has elected a Pass/Fail grade for this course.
PFOptionalDegreeAuditMsg_17	# Indicates the student has elected a Pass/Fail grade for this course.
PFOptionalDegreeAuditMsg_18	# Indicates the student has elected a Pass/Fail grade for this course.
PFOptionalDegreeAuditMsg_19	# Indicates the student has elected a Pass/Fail grade for this course.
PFOptionalDegreeAuditMsg_20	# Indicates the student has elected a Pass/Fail grade for this course.
PFOptionalDegreeAuditMsg_2000	# Indicates the student has elected a Pass/Fail grade for this course.
PFOptionalDegreeAuditMsg_21	# Indicates the student has elected a Pass/Fail grade for this course.
PFOptionalDegreeAuditMsg_22	# Indicates the student has elected a Pass/Fail grade for this course.
PFOptionalDegreeAuditMsg_23	# Indicates the student has elected a Pass/Fail grade for this course.
PFOptionalDegreeAuditMsg_24	# Indicates the student has elected a Pass/Fail grade for this course.
PFOptionalDegreeAuditMsg_25	# Indicates the student has elected a Pass/Fail grade for this course.
PFOptionalDegreeAuditMsg_26	# Indicates the student has elected a Pass/Fail grade for this course.

Key	Description
PFOptionalDegreeAuditMsg_27	# Indicates the student has elected a Pass/Fail grade for this course.
PFOptionalDegreeAuditMsg_29	# Indicates the student has elected a Pass/Fail grade for this course.
PFOptionalDegreeAuditMsg_3	# Indicates the student has elected a Pass/Fail grade for this course.
PFOptionalDegreeAuditMsg_5	# Indicates the student has elected a Pass/Fail grade for this course.
PFOptionalFinalGradeClassMsg_1	# Indicates that the student has elected a Pass/Fail grade.
PFOptionalFinalGradeClassMsg_100117	# Indicates that the student has elected a Pass/Fail grade.
PFOptionalFinalGradeClassMsg_100119	# Indicates that the student has elected a Pass/Fail grade.
PFOptionalFinalGradeClassMsg_11	# Indicates that the student has elected a Pass/Fail grade.
PFOptionalFinalGradeClassMsg_12	# Indicates that the student has elected a Pass/Fail grade.
PFOptionalFinalGradeClassMsg_13	# Indicates that the student has elected a Pass/Fail grade.
PFOptionalFinalGradeClassMsg_14	# Indicates that the student has elected a Pass/Fail grade.
PFOptionalFinalGradeClassMsg_15	# Indicates that the student has elected a Pass/Fail grade.
PFOptionalFinalGradeClassMsg_16	# Indicates that the student has elected a Pass/Fail grade.
PFOptionalFinalGradeClassMsg_17	# Indicates that the student has elected a Pass/Fail grade.
PFOptionalFinalGradeClassMsg_18	# Indicates that the student has elected a Pass/Fail grade.
PFOptionalFinalGradeClassMsg_19	# Indicates that the student has elected a Pass/Fail grade.
PFOptionalFinalGradeClassMsg_20	# Indicates that the student has elected a Pass/Fail grade.
PFOptionalFinalGradeClassMsg_2000	# Indicates that the student has elected a Pass/Fail grade.

Key	Description
PFOptionalFinalGradeClassMsg_21	# Indicates that the student has elected a Pass/Fail grade.
PFOptionalFinalGradeClassMsg_22	# Indicates that the student has elected a Pass/Fail grade.
PFOptionalFinalGradeClassMsg_23	# Indicates that the student has elected a Pass/Fail grade.
PFOptionalFinalGradeClassMsg_24	# Indicates that the student has elected a Pass/Fail grade.
PFOptionalFinalGradeClassMsg_25	# Indicates that the student has elected a Pass/Fail grade.
PFOptionalFinalGradeClassMsg_26	# Indicates that the student has elected a Pass/Fail grade.
PFOptionalFinalGradeClassMsg_27	# Indicates that the student has elected a Pass/Fail grade.
PFOptionalFinalGradeClassMsg_29	# Indicates that the student has elected a Pass/Fail grade.
PFOptionalFinalGradeClassMsg_3	# Indicates that the student has elected a Pass/Fail grade.
PFOptionalFinalGradeClassMsg_5	# Indicates that the student has elected a Pass/Fail grade.
PFOptionalGPACalcMsg_1	# Indicates that the student has elected a Pass/Fail grade.
PFOptionalGPACalcMsg_100117	# Indicates that the student has elected a Pass/Fail grade.
PFOptionalGPACalcMsg_100119	# Indicates that the student has elected a Pass/Fail grade.
PFOptionalGPACalcMsg_11	# Indicates that the student has elected a Pass/Fail grade.
PFOptionalGPACalcMsg_12	# Indicates that the student has elected a Pass/Fail grade.
PFOptionalGPACalcMsg_13	# Indicates that the student has elected a Pass/Fail grade.
PFOptionalGPACalcMsg_14	# Indicates that the student has elected a Pass/Fail grade.
PFOptionalGPACalcMsg_15	# Indicates that the student has elected a Pass/Fail grade.

Key	Description
PFOptionalGPACalcMsg_16	# Indicates that the student has elected a Pass/Fail grade.
PFOptionalGPACalcMsg_17	# Indicates that the student has elected a Pass/Fail grade.
PFOptionalGPACalcMsg_18	# Indicates that the student has elected a Pass/Fail grade.
PFOptionalGPACalcMsg_19	# Indicates that the student has elected a Pass/Fail grade.
PFOptionalGPACalcMsg_20	# Indicates that the student has elected a Pass/Fail grade.
PFOptionalGPACalcMsg_2000	# Indicates that the student has elected a Pass/Fail grade.
PFOptionalGPACalcMsg_21	# Indicates that the student has elected a Pass/Fail grade.
PFOptionalGPACalcMsg_22	# Indicates that the student has elected a Pass/Fail grade.
PFOptionalGPACalcMsg_23	# Indicates that the student has elected a Pass/Fail grade.
PFOptionalGPACalcMsg_24	# Indicates that the student has elected a Pass/Fail grade.
PFOptionalGPACalcMsg_25	# Indicates that the student has elected a Pass/Fail grade.
PFOptionalGPACalcMsg_26	# Indicates that the student has elected a Pass/Fail grade.
PFOptionalGPACalcMsg_27	# Indicates that the student has elected a Pass/Fail grade.
PFOptionalGPACalcMsg_29	# Indicates that the student has elected a Pass/Fail grade.
PFOptionalGPACalcMsg_3	# Indicates that the student has elected a Pass/Fail grade.
PFOptionalGPACalcMsg_5	# Indicates that the student has elected a Pass/Fail grade.
PFOptionalMidTermGradeClassMsg_1	# Indicates that the student has elected a Pass/Fail grade.
PFOptionalMidTermGradeClassMsg_100117	# Indicates that the student has elected a Pass/Fail grade.

Key	Description
PFOptionalMidTermGradeClassMsg_100119	# Indicates that the student has elected a Pass/Fail grade.
PFOptionalMidTermGradeClassMsg_11	# Indicates that the student has elected a Pass/Fail grade.
PFOptionalMidTermGradeClassMsg_12	# Indicates that the student has elected a Pass/Fail grade.
PFOptionalMidTermGradeClassMsg_13	# Indicates that the student has elected a Pass/Fail grade.
PFOptionalMidTermGradeClassMsg_14	# Indicates that the student has elected a Pass/Fail grade.
PFOptionalMidTermGradeClassMsg_15	# Indicates that the student has elected a Pass/Fail grade.
PFOptionalMidTermGradeClassMsg_16	# Indicates that the student has elected a Pass/Fail grade.
PFOptionalMidTermGradeClassMsg_17	# Indicates that the student has elected a Pass/Fail grade.
PFOptionalMidTermGradeClassMsg_18	# Indicates that the student has elected a Pass/Fail grade.
PFOptionalMidTermGradeClassMsg_19	# Indicates that the student has elected a Pass/Fail grade.
PFOptionalMidTermGradeClassMsg_20	# Indicates that the student has elected a Pass/Fail grade.
PFOptionalMidTermGradeClassMsg_2000	# Indicates that the student has elected a Pass/Fail grade.
PFOptionalMidTermGradeClassMsg_21	# Indicates that the student has elected a Pass/Fail grade.
PFOptionalMidTermGradeClassMsg_22	# Indicates that the student has elected a Pass/Fail grade.
PFOptionalMidTermGradeClassMsg_23	# Indicates that the student has elected a Pass/Fail grade.
PFOptionalMidTermGradeClassMsg_24	# Indicates that the student has elected a Pass/Fail grade.
PFOptionalMidTermGradeClassMsg_25	# Indicates that the student has elected a Pass/Fail grade.
PFOptionalMidTermGradeClassMsg_26	# Indicates that the student has elected a Pass/Fail grade.

Key	Description
PFOptionalMidTermGradeClassMsg_27	# Indicates that the student has elected a Pass/Fail grade.
PFOptionalMidTermGradeClassMsg_29	# Indicates that the student has elected a Pass/Fail grade.
PFOptionalMidTermGradeClassMsg_3	# Indicates that the student has elected a Pass/Fail grade.
PFOptionalMidTermGradeClassMsg_5	# Indicates that the student has elected a Pass/Fail grade.
PFOptionalRosterClassMsg_1	# Indicates that the student has elected a Pass/Fail grade.
PFOptionalRosterClassMsg_100117	# Indicates that the student has elected a Pass/Fail grade.
PFOptionalRosterClassMsg_100119	# Indicates that the student has elected a Pass/Fail grade.
PFOptionalRosterClassMsg_11	# Indicates that the student has elected a Pass/Fail grade.
PFOptionalRosterClassMsg_12	# Indicates that the student has elected a Pass/Fail grade.
PFOptionalRosterClassMsg_13	# Indicates that the student has elected a Pass/Fail grade.
PFOptionalRosterClassMsg_14	# Indicates that the student has elected a Pass/Fail grade.
PFOptionalRosterClassMsg_15	# Indicates that the student has elected a Pass/Fail grade.
PFOptionalRosterClassMsg_16	# Indicates that the student has elected a Pass/Fail grade.
PFOptionalRosterClassMsg_17	# Indicates that the student has elected a Pass/Fail grade.
PFOptionalRosterClassMsg_18	# Indicates that the student has elected a Pass/Fail grade.
PFOptionalRosterClassMsg_19	# Indicates that the student has elected a Pass/Fail grade.
PFOptionalRosterClassMsg_20	# Indicates that the student has elected a Pass/Fail grade.
PFOptionalRosterClassMsg_2000	# Indicates that the student has elected a Pass/Fail grade.

Key	Description
PFOptionalRosterClassMsg_21	# Indicates that the student has elected a Pass/Fail grade.
PFOptionalRosterClassMsg_22	# Indicates that the student has elected a Pass/Fail grade.
PFOptionalRosterClassMsg_23	# Indicates that the student has elected a Pass/Fail grade.
PFOptionalRosterClassMsg_24	# Indicates that the student has elected a Pass/Fail grade.
PFOptionalRosterClassMsg_25	# Indicates that the student has elected a Pass/Fail grade.
PFOptionalRosterClassMsg_26	# Indicates that the student has elected a Pass/Fail grade.
PFOptionalRosterClassMsg_27	# Indicates that the student has elected a Pass/Fail grade.
PFOptionalRosterClassMsg_29	# Indicates that the student has elected a Pass/Fail grade.
PFOptionalRosterClassMsg_3	# Indicates that the student has elected a Pass/Fail grade.
PFOptionalRosterClassMsg_5	# Indicates that the student has elected a Pass/Fail grade.
PleaseEnterAmount_1	Please enter an amount
PleaseEnterAmount_11	Please enter an amount
PleaseEnterAmount_12	Please enter an amount
PleaseEnterAmount_13	Please enter an amount
PleaseEnterAmount_14	Please enter an amount
PleaseEnterAmount_15	Please enter an amount
PleaseEnterAmount_16	Please enter an amount
PleaseEnterAmount_17	Please enter an amount
PleaseEnterAmount_18	Please enter an amount
PleaseEnterAmount_19	Please enter an amount
PleaseEnterAmount_20	Please enter an amount
PleaseEnterAmount_2000	Please enter an amount

Key	Description
PleaseEnterAmount_21	Please enter an amount
PleaseEnterAmount_22	Please enter an amount
PleaseEnterAmount_23	Please enter an amount
PleaseEnterAmount_24	Please enter an amount
PleaseEnterAmount_25	Please enter an amount
PleaseEnterAmount_26	Please enter an amount
PleaseEnterAmount_27	Please enter an amount
PleaseEnterAmount_29	Please enter an amount
PleaseEnterAmount_3	Please enter an amount
PleaseEnterAmount_5	Please enter an amount
PreRequisiteRequired_1	Pre-Requisite required
PreRequisiteRequired_11	Pre-Requisite required
PreRequisiteRequired_12	Pre-Requisite required
PreRequisiteRequired_13	Pre-Requisite required
PreRequisiteRequired_14	Pre-Requisite required
PreRequisiteRequired_15	Pre-Requisite required
PreRequisiteRequired_16	Pre-Requisite required
PreRequisiteRequired_17	Pre-Requisite required
PreRequisiteRequired_18	Pre-Requisite required
PreRequisiteRequired_19	Pre-Requisite required
PreRequisiteRequired_20	Pre-Requisite required
PreRequisiteRequired_2000	Pre-Requisite required
PreRequisiteRequired_21	Pre-Requisite required
PreRequisiteRequired_22	Pre-Requisite required
PreRequisiteRequired_23	Pre-Requisite required
PreRequisiteRequired_24	Pre-Requisite required
PreRequisiteRequired_25	Pre-Requisite required
PreRequisiteRequired_26	Pre-Requisite required

Key	Description
PreRequisiteRequired_27	Pre-Requisite required
PreRequisiteRequired_29	Pre-Requisite required
PreRequisiteRequired_3	Pre-Requisite required
PreRequisiteRequired_5	Pre-Requisite required
Reapply_1	Reapply
Reapply_11	Reapply
Reapply_12	Reapply
Reapply_13	Reapply
Reapply_14	Reapply
Reapply_15	Reapply
Reapply_16	Reapply
Reapply_17	Reapply
Reapply_18	Reapply
Reapply_19	Reapply
Reapply_20	Reapply
Reapply_2000	Reapply
Reapply_21	Reapply
Reapply_22	Reapply
Reapply_23	Reapply
Reapply_24	Reapply
Reapply_25	Reapply
Reapply_26	Reapply
Reapply_27	Reapply
Reapply_29	Reapply
Reapply_3	Reapply
Reapply_5	Reapply
RegistrationClosed_1	Registration Closed
RegistrationClosed_11	Registration Closed

Key	Description
RegistrationClosed_12	Registration Closed
RegistrationClosed_13	Registration Closed
RegistrationClosed_14	Registration Closed
RegistrationClosed_15	Registration Closed
RegistrationClosed_16	Registration Closed
RegistrationClosed_17	Registration Closed
RegistrationClosed_18	Registration Closed
RegistrationClosed_19	Registration Closed
RegistrationClosed_20	Registration Closed
RegistrationClosed_2000	Registration Closed
RegistrationClosed_21	Registration Closed
RegistrationClosed_22	Registration Closed
RegistrationClosed_23	Registration Closed
RegistrationClosed_24	Registration Closed
RegistrationClosed_25	Registration Closed
RegistrationClosed_26	Registration Closed
RegistrationClosed_27	Registration Closed
RegistrationClosed_29	Registration Closed
RegistrationClosed_3	Registration Closed
RegistrationClosed_5	Registration Closed
RegistrationHold_1	Registration Hold
RegistrationHold_11	Registration Hold
RegistrationHold_12	Registration Hold
RegistrationHold_13	Registration Hold
RegistrationHold_14	Registration Hold
RegistrationHold_15	Registration Hold
RegistrationHold_16	Registration Hold
RegistrationHold_17	Registration Hold

Key	Description
RegistrationHold_18	Registration Hold
RegistrationHold_19	Registration Hold
RegistrationHold_20	Registration Hold
RegistrationHold_2000	Registration Hold
RegistrationHold_21	Registration Hold
RegistrationHold_22	Registration Hold
RegistrationHold_23	Registration Hold
RegistrationHold_24	Registration Hold
RegistrationHold_25	Registration Hold
RegistrationHold_26	Registration Hold
RegistrationHold_27	Registration Hold
RegistrationHold_29	Registration Hold
RegistrationHold_3	Registration Hold
RegistrationHold_5	Registration Hold
ResultCodeNotFound_1	Result code '{0}' not found
ResultCodeNotFound_11	Result code '{0}' not found
ResultCodeNotFound_12	Result code '{0}' not found
ResultCodeNotFound_13	Result code '{0}' not found
ResultCodeNotFound_14	Result code '{0}' not found
ResultCodeNotFound_15	Result code '{0}' not found
ResultCodeNotFound_16	Result code '{0}' not found
ResultCodeNotFound_17	Result code '{0}' not found
ResultCodeNotFound_18	Result code '{0}' not found
ResultCodeNotFound_19	Result code '{0}' not found
ResultCodeNotFound_20	Result code '{0}' not found
ResultCodeNotFound_2000	Result code '{0}' not found
ResultCodeNotFound_21	Result code '{0}' not found
ResultCodeNotFound_22	Result code '{0}' not found

Key	Description
ResultCodeNotFound_23	Result code '{0}' not found
ResultCodeNotFound_24	Result code '{0}' not found
ResultCodeNotFound_25	Result code '{0}' not found
ResultCodeNotFound_26	Result code '{0}' not found
ResultCodeNotFound_27	Result code '{0}' not found
ResultCodeNotFound_29	Result code '{0}' not found
ResultCodeNotFound_3	Result code '{0}' not found
ResultCodeNotFound_5	Result code '{0}' not found
SchedulingConflict_1	Scheduling Conflict
SchedulingConflict_11	Scheduling Conflict
SchedulingConflict_12	Scheduling Conflict
SchedulingConflict_13	Scheduling Conflict
SchedulingConflict_14	Scheduling Conflict
SchedulingConflict_15	Scheduling Conflict
SchedulingConflict_16	Scheduling Conflict
SchedulingConflict_17	Scheduling Conflict
SchedulingConflict_18	Scheduling Conflict
SchedulingConflict_19	Scheduling Conflict
SchedulingConflict_20	Scheduling Conflict
SchedulingConflict_2000	Scheduling Conflict
SchedulingConflict_21	Scheduling Conflict
SchedulingConflict_22	Scheduling Conflict
SchedulingConflict_23	Scheduling Conflict
SchedulingConflict_24	Scheduling Conflict
SchedulingConflict_25	Scheduling Conflict
SchedulingConflict_26	Scheduling Conflict
SchedulingConflict_27	Scheduling Conflict
SchedulingConflict_29	Scheduling Conflict

Key	Description
SchedulingConflict_3	Scheduling Conflict
SchedulingConflict_5	Scheduling Conflict
Search_EnterTerm_1	You must enter at least one search term.
Search_EnterTerm_11	You must enter at least one search term.
Search_EnterTerm_12	You must enter at least one search term.
Search_EnterTerm_13	You must enter at least one search term.
Search_EnterTerm_14	You must enter at least one search term.
Search_EnterTerm_15	You must enter at least one search term.
Search_EnterTerm_16	You must enter at least one search term.
Search_EnterTerm_17	You must enter at least one search term.
Search_EnterTerm_18	You must enter at least one search term.
Search_EnterTerm_19	You must enter at least one search term.
Search_EnterTerm_20	You must enter at least one search term.
Search_EnterTerm_2000	You must enter at least one search term.
Search_EnterTerm_21	You must enter at least one search term.
Search_EnterTerm_22	You must enter at least one search term.
Search_EnterTerm_23	You must enter at least one search term.
Search_EnterTerm_24	You must enter at least one search term.
Search_EnterTerm_25	You must enter at least one search term.
Search_EnterTerm_26	You must enter at least one search term.
Search_EnterTerm_27	You must enter at least one search term.
Search_EnterTerm_29	You must enter at least one search term.
Search_EnterTerm_3	You must enter at least one search term.
Search_EnterTerm_5	You must enter at least one search term.
SpecifyAgent_1	You must specify an agent name before saving
SpecifyAgent_11	You must specify an agent name before saving
SpecifyAgent_12	You must specify an agent name before saving
SpecifyAgent_13	You must specify an agent name before saving

Key	Description
SpecifyAgent_14	You must specify an agent name before saving
SpecifyAgent_15	You must specify an agent name before saving
SpecifyAgent_16	You must specify an agent name before saving
SpecifyAgent_17	You must specify an agent name before saving
SpecifyAgent_18	You must specify an agent name before saving
SpecifyAgent_19	You must specify an agent name before saving
SpecifyAgent_20	You must specify an agent name before saving
SpecifyAgent_2000	You must specify an agent name before saving
SpecifyAgent_21	You must specify an agent name before saving
SpecifyAgent_22	You must specify an agent name before saving
SpecifyAgent_23	You must specify an agent name before saving
SpecifyAgent_24	You must specify an agent name before saving
SpecifyAgent_25	You must specify an agent name before saving
SpecifyAgent_26	You must specify an agent name before saving
SpecifyAgent_27	You must specify an agent name before saving
SpecifyAgent_29	You must specify an agent name before saving
SpecifyAgent_3	You must specify an agent name before saving
SpecifyAgent_5	You must specify an agent name before saving
SummaryFor_1	Summary for
SummaryFor_11	Summary for
SummaryFor_12	Summary for
SummaryFor_13	Summary for
SummaryFor_14	Summary for
SummaryFor_15	Summary for
SummaryFor_16	Summary for
SummaryFor_17	Summary for
SummaryFor_18	Summary for
SummaryFor_19	Summary for

Key	Description
SummaryFor_20	Summary for
SummaryFor_2000	Summary for
SummaryFor_21	Summary for
SummaryFor_22	Summary for
SummaryFor_23	Summary for
SummaryFor_24	Summary for
SummaryFor_25	Summary for
SummaryFor_26	Summary for
SummaryFor_27	Summary for
SummaryFor_29	Summary for
SummaryFor_3	Summary for
SummaryFor_5	Summary for
SummaryFor_1	Summary for
SummaryFor_11	Summary for
SummaryFor_12	Summary for
SummaryFor_13	Summary for
SummaryFor_14	Summary for
SummaryFor_15	Summary for
SummaryFor_16	Summary for
SummaryFor_17	Summary for
SummaryFor_18	Summary for
SummaryFor_19	Summary for
SummaryFor_20	Summary for
SummaryFor_2000	Summary for
SummaryFor_21	Summary for
SummaryFor_22	Summary for
SummaryFor_23	Summary for
SummaryFor_24	Summary for

Key	Description
SummaryFor_25	Summary for
SummaryFor_26	Summary for
SummaryFor_27	Summary for
SummaryFor_29	Summary for
SummaryFor_3	Summary for
SummaryFor_5	Summary for
tooltip_Alert_1	Alerts
tooltip_Alert_11	Alerts
tooltip_Alert_12	Alerts
tooltip_Alert_13	Alerts
tooltip_Alert_14	Alerts
tooltip_Alert_15	Alerts
tooltip_Alert_16	Alerts
tooltip_Alert_17	Alerts
tooltip_Alert_18	Alerts
tooltip_Alert_19	Alerts
tooltip_Alert_20	Alerts
tooltip_Alert_2000	Alerts
tooltip_Alert_21	Alerts
tooltip_Alert_22	Alerts
tooltip_Alert_23	Alerts
tooltip_Alert_24	Alerts
tooltip_Alert_25	Alerts
tooltip_Alert_26	Alerts
tooltip_Alert_27	Alerts
tooltip_Alert_29	Alerts
tooltip_Alert_3	Alerts
tooltip_Alert_5	Alerts

Key	Description
tooltip_Email_1	Email
tooltip_Email_11	Email
tooltip_Email_12	Email
tooltip_Email_13	Email
tooltip_Email_14	Email
tooltip_Email_15	Email
tooltip_Email_16	Email
tooltip_Email_17	Email
tooltip_Email_18	Email
tooltip_Email_19	Email
tooltip_Email_20	Email
tooltip_Email_2000	Email
tooltip_Email_21	Email
tooltip_Email_22	Email
tooltip_Email_23	Email
tooltip_Email_24	Email
tooltip_Email_25	Email
tooltip_Email_26	Email
tooltip_Email_27	Email
tooltip_Email_29	Email
tooltip_Email_3	Email
tooltip_Email_5	Email
tooltip_IncomingCall_1	Incoming Call
tooltip_IncomingCall_11	Incoming Call
tooltip_IncomingCall_12	Incoming Call
tooltip_IncomingCall_13	Incoming Call
tooltip_IncomingCall_14	Incoming Call
tooltip_IncomingCall_15	Incoming Call

Key	Description
tooltip_IncomingCall_16	Incoming Call
tooltip_IncomingCall_17	Incoming Call
tooltip_IncomingCall_18	Incoming Call
tooltip_IncomingCall_19	Incoming Call
tooltip_IncomingCall_20	Incoming Call
tooltip_IncomingCall_2000	Incoming Call
tooltip_IncomingCall_21	Incoming Call
tooltip_IncomingCall_22	Incoming Call
tooltip_IncomingCall_23	Incoming Call
tooltip_IncomingCall_24	Incoming Call
tooltip_IncomingCall_25	Incoming Call
tooltip_IncomingCall_26	Incoming Call
tooltip_IncomingCall_27	Incoming Call
tooltip_IncomingCall_29	Incoming Call
tooltip_IncomingCall_3	Incoming Call
tooltip_IncomingCall_5	Incoming Call
tooltip_Letter_1	Letter
tooltip_Letter_11	Letter
tooltip_Letter_12	Letter
tooltip_Letter_13	Letter
tooltip_Letter_14	Letter
tooltip_Letter_15	Letter
tooltip_Letter_16	Letter
tooltip_Letter_17	Letter
tooltip_Letter_18	Letter
tooltip_Letter_19	Letter
tooltip_Letter_20	Letter
tooltip_Letter_2000	Letter

Key	Description
tooltip_Letter_21	Letter
tooltip_Letter_22	Letter
tooltip_Letter_23	Letter
tooltip_Letter_24	Letter
tooltip_Letter_25	Letter
tooltip_Letter_26	Letter
tooltip_Letter_27	Letter
tooltip_Letter_29	Letter
tooltip_Letter_3	Letter
tooltip_Letter_5	Letter
tooltip_Meeting_1	Meeting
tooltip_Meeting_11	Meeting
tooltip_Meeting_12	Meeting
tooltip_Meeting_13	Meeting
tooltip_Meeting_14	Meeting
tooltip_Meeting_15	Meeting
tooltip_Meeting_16	Meeting
tooltip_Meeting_17	Meeting
tooltip_Meeting_18	Meeting
tooltip_Meeting_19	Meeting
tooltip_Meeting_20	Meeting
tooltip_Meeting_2000	Meeting
tooltip_Meeting_21	Meeting
tooltip_Meeting_22	Meeting
tooltip_Meeting_23	Meeting
tooltip_Meeting_24	Meeting
tooltip_Meeting_25	Meeting
tooltip_Meeting_26	Meeting

Key	Description
tooltip_Meeting_27	Meeting
tooltip_Meeting_29	Meeting
tooltip_Meeting_3	Meeting
tooltip_Meeting_5	Meeting
tooltip_Message_1	Message
tooltip_Message_11	Message
tooltip_Message_12	Message
tooltip_Message_13	Message
tooltip_Message_14	Message
tooltip_Message_15	Message
tooltip_Message_16	Message
tooltip_Message_17	Message
tooltip_Message_18	Message
tooltip_Message_19	Message
tooltip_Message_20	Message
tooltip_Message_2000	Message
tooltip_Message_21	Message
tooltip_Message_22	Message
tooltip_Message_23	Message
tooltip_Message_24	Message
tooltip_Message_25	Message
tooltip_Message_26	Message
tooltip_Message_27	Message
tooltip_Message_29	Message
tooltip_Message_3	Message
tooltip_Message_5	Message
tooltip_OtherTask_1	Other Task
tooltip_OtherTask_11	Other Task

Key	Description
tooltip_OtherTask_12	Other Task
tooltip_OtherTask_13	Other Task
tooltip_OtherTask_14	Other Task
tooltip_OtherTask_15	Other Task
tooltip_OtherTask_16	Other Task
tooltip_OtherTask_17	Other Task
tooltip_OtherTask_18	Other Task
tooltip_OtherTask_19	Other Task
tooltip_OtherTask_20	Other Task
tooltip_OtherTask_2000	Other Task
tooltip_OtherTask_21	Other Task
tooltip_OtherTask_22	Other Task
tooltip_OtherTask_23	Other Task
tooltip_OtherTask_24	Other Task
tooltip_OtherTask_25	Other Task
tooltip_OtherTask_26	Other Task
tooltip_OtherTask_27	Other Task
tooltip_OtherTask_29	Other Task
tooltip_OtherTask_3	Other Task
tooltip_OtherTask_5	Other Task
tooltip_OutgoingCall_1	Outgoing Call
tooltip_OutgoingCall_11	Outgoing Call
tooltip_OutgoingCall_12	Outgoing Call
tooltip_OutgoingCall_13	Outgoing Call
tooltip_OutgoingCall_14	Outgoing Call
tooltip_OutgoingCall_15	Outgoing Call
tooltip_OutgoingCall_16	Outgoing Call
tooltip_OutgoingCall_17	Outgoing Call

Key	Description
tooltip_OutgoingCall_18	Outgoing Call
tooltip_OutgoingCall_19	Outgoing Call
tooltip_OutgoingCall_20	Outgoing Call
tooltip_OutgoingCall_2000	Outgoing Call
tooltip_OutgoingCall_21	Outgoing Call
tooltip_OutgoingCall_22	Outgoing Call
tooltip_OutgoingCall_23	Outgoing Call
tooltip_OutgoingCall_24	Outgoing Call
tooltip_OutgoingCall_25	Outgoing Call
tooltip_OutgoingCall_26	Outgoing Call
tooltip_OutgoingCall_27	Outgoing Call
tooltip_OutgoingCall_29	Outgoing Call
tooltip_OutgoingCall_3	Outgoing Call
tooltip_OutgoingCall_5	Outgoing Call
TotalFinancialAid_1	Total Estimated Financial Aid
TotalFinancialAid_11	Total Estimated Financial Aid
TotalFinancialAid_12	Total Estimated Financial Aid
TotalFinancialAid_13	Total Estimated Financial Aid
TotalFinancialAid_14	Total Estimated Financial Aid
TotalFinancialAid_15	Total Estimated Financial Aid
TotalFinancialAid_16	Total Estimated Financial Aid
TotalFinancialAid_17	Total Estimated Financial Aid
TotalFinancialAid_18	Total Estimated Financial Aid
TotalFinancialAid_19	Total Estimated Financial Aid
TotalFinancialAid_20	Total Estimated Financial Aid
TotalFinancialAid_2000	Total Estimated Financial Aid
TotalFinancialAid_21	Total Estimated Financial Aid
TotalFinancialAid_22	Total Estimated Financial Aid

Key	Description
TotalFinancialAid_23	Total Estimated Financial Aid
TotalFinancialAid_24	Total Estimated Financial Aid
TotalFinancialAid_25	Total Estimated Financial Aid
TotalFinancialAid_26	Total Estimated Financial Aid
TotalFinancialAid_27	Total Estimated Financial Aid
TotalFinancialAid_29	Total Estimated Financial Aid
TotalFinancialAid_3	Total Estimated Financial Aid
TotalFinancialAid_5	Total Estimated Financial Aid
TotalGradeCreditspr	Total Grade Credits (prior to this term)
TotalMustEqual_1	
TotalMustEqual_11	
TotalMustEqual_12	
TotalMustEqual_13	
TotalMustEqual_14	
TotalMustEqual_15	
TotalMustEqual_16	
TotalMustEqual_17	
TotalMustEqual_18	
TotalMustEqual_19	
TotalMustEqual_20	
TotalMustEqual_2000	
TotalMustEqual_21	
TotalMustEqual_22	
TotalMustEqual_23	
TotalMustEqual_24	
TotalMustEqual_25	
TotalMustEqual_26	
TotalMustEqual_27	

Key	Description
TotalMustEqual_29	
TotalMustEqual_3	
TotalMustEqual_5	
Username_Changed_1	Your username was successfully changed. Please click on the link below and log in using your new credentials.
Username_Changed_11	Your username was successfully changed. Please click on the link below and log in using your new credentials.
Username_Changed_12	Your username was successfully changed. Please click on the link below and log in using your new credentials.
Username_Changed_13	Your username was successfully changed. Please click on the link below and log in using your new credentials.
Username_Changed_14	Your username was successfully changed. Please click on the link below and log in using your new credentials.
Username_Changed_15	Your username was successfully changed. Please click on the link below and log in using your new credentials.
Username_Changed_16	Your username was successfully changed. Please click on the link below and log in using your new credentials.
Username_Changed_17	Your username was successfully changed. Please click on the link below and log in using your new credentials.
Username_Changed_18	Your username was successfully changed. Please click on the link below and log in using your new credentials.
Username_Changed_19	Your username was successfully changed. Please click on the link below and log in using your new credentials.
Username_Changed_20	Your username was successfully changed. Please click on the link below and log in using your new credentials.

Key	Description
Username_Changed_2000	Your username was successfully changed. Please click on the link below and log in using your new credentials.
Username_Changed_21	Your username was successfully changed. Please click on the link below and log in using your new credentials.
Username_Changed_22	Your username was successfully changed. Please click on the link below and log in using your new credentials.
Username_Changed_23	Your username was successfully changed. Please click on the link below and log in using your new credentials.
Username_Changed_24	Your username was successfully changed. Please click on the link below and log in using your new credentials.
Username_Changed_25	Your username was successfully changed. Please click on the link below and log in using your new credentials.
Username_Changed_26	Your username was successfully changed. Please click on the link below and log in using your new credentials.
Username_Changed_27	Your username was successfully changed. Please click on the link below and log in using your new credentials.
Username_Changed_29	Your username was successfully changed. Please click on the link below and log in using your new credentials.
Username_Changed_3	Your username was successfully changed. Please click on the link below and log in using your new credentials.
Username_Changed_5	Your username was successfully changed. Please click on the link below and log in using your new credentials.
Username_Taken_1	
Username_Taken_11	
Username_Taken_12	
Username_Taken_13	

Key	Description
Username_Taken_14	
Username_Taken_15	
Username_Taken_16	
Username_Taken_17	
Username_Taken_18	
Username_Taken_19	
Username_Taken_20	
Username_Taken_2000	
Username_Taken_21	
Username_Taken_22	
Username_Taken_23	
Username_Taken_24	
Username_Taken_25	
Username_Taken_26	
Username_Taken_27	
Username_Taken_29	
Username_Taken_3	
Username_Taken_5	
Validation_Address_1	Please enter your Address
Validation_Address_11	Please enter your Address
Validation_Address_12	Please enter your Address
Validation_Address_13	Please enter your Address
Validation_Address_14	Please enter your Address
Validation_Address_15	Please enter your Address
Validation_Address_16	Please enter your Address
Validation_Address_17	Please enter your Address
Validation_Address_18	Please enter your Address
Validation_Address_19	Please enter your Address

Key	Description
Validation_Address_20	Please enter your Address
Validation_Address_2000	Please enter your Address
Validation_Address_21	Please enter your Address
Validation_Address_22	Please enter your Address
Validation_Address_23	Please enter your Address
Validation_Address_24	Please enter your Address
Validation_Address_25	Please enter your Address
Validation_Address_26	Please enter your Address
Validation_Address_27	Please enter your Address
Validation_Address_29	Please enter your Address
Validation_Address_3	Please enter your Address
Validation_Address_5	Please enter your Address
Validation_CardHolderName_1	Please enter the Card Holder's Name
Validation_CardHolderName_11	Please enter the Card Holder's Name
Validation_CardHolderName_12	Please enter the Card Holder's Name
Validation_CardHolderName_13	Please enter the Card Holder's Name
Validation_CardHolderName_14	Please enter the Card Holder's Name
Validation_CardHolderName_15	Please enter the Card Holder's Name
Validation_CardHolderName_16	Please enter the Card Holder's Name
Validation_CardHolderName_17	Please enter the Card Holder's Name
Validation_CardHolderName_18	Please enter the Card Holder's Name
Validation_CardHolderName_19	Please enter the Card Holder's Name
Validation_CardHolderName_20	Please enter the Card Holder's Name
Validation_CardHolderName_2000	Please enter the Card Holder's Name
Validation_CardHolderName_21	Please enter the Card Holder's Name
Validation_CardHolderName_22	Please enter the Card Holder's Name
Validation_CardHolderName_23	Please enter the Card Holder's Name
Validation_CardHolderName_24	Please enter the Card Holder's Name

Key	Description
Validation_CardHolderName_25	Please enter the Card Holder's Name
Validation_CardHolderName_26	Please enter the Card Holder's Name
Validation_CardHolderName_27	Please enter the Card Holder's Name
Validation_CardHolderName_29	Please enter the Card Holder's Name
Validation_CardHolderName_3	Please enter the Card Holder's Name
Validation_CardHolderName_5	Please enter the Card Holder's Name
Validation_CardNumber_1	Please enter your Card Number
Validation_CardNumber_11	Please enter your Card Number
Validation_CardNumber_12	Please enter your Card Number
Validation_CardNumber_13	Please enter your Card Number
Validation_CardNumber_14	Please enter your Card Number
Validation_CardNumber_15	Please enter your Card Number
Validation_CardNumber_16	Please enter your Card Number
Validation_CardNumber_17	Please enter your Card Number
Validation_CardNumber_18	Please enter your Card Number
Validation_CardNumber_19	Please enter your Card Number
Validation_CardNumber_20	Please enter your Card Number
Validation_CardNumber_2000	Please enter your Card Number
Validation_CardNumber_21	Please enter your Card Number
Validation_CardNumber_22	Please enter your Card Number
Validation_CardNumber_23	Please enter your Card Number
Validation_CardNumber_24	Please enter your Card Number
Validation_CardNumber_25	Please enter your Card Number
Validation_CardNumber_26	Please enter your Card Number
Validation_CardNumber_27	Please enter your Card Number
Validation_CardNumber_29	Please enter your Card Number
Validation_CardNumber_3	Please enter your Card Number
Validation_CardNumber_5	Please enter your Card Number

Key	Description
Validation_CardType_1	Please enter your Card Type
Validation_CardType_11	Please enter your Card Type
Validation_CardType_12	Please enter your Card Type
Validation_CardType_13	Please enter your Card Type
Validation_CardType_14	Please enter your Card Type
Validation_CardType_15	Please enter your Card Type
Validation_CardType_16	Please enter your Card Type
Validation_CardType_17	Please enter your Card Type
Validation_CardType_18	Please enter your Card Type
Validation_CardType_19	Please enter your Card Type
Validation_CardType_20	Please enter your Card Type
Validation_CardType_2000	Please enter your Card Type
Validation_CardType_21	Please enter your Card Type
Validation_CardType_22	Please enter your Card Type
Validation_CardType_23	Please enter your Card Type
Validation_CardType_24	Please enter your Card Type
Validation_CardType_25	Please enter your Card Type
Validation_CardType_26	Please enter your Card Type
Validation_CardType_27	Please enter your Card Type
Validation_CardType_29	Please enter your Card Type
Validation_CardType_3	Please enter your Card Type
Validation_CardType_5	Please enter your Card Type
Validation_City_1	Please enter your City
Validation_City_11	Please enter your City
Validation_City_12	Please enter your City
Validation_City_13	Please enter your City
Validation_City_14	Please enter your City
Validation_City_15	Please enter your City

Key	Description
Validation_City_16	Please enter your City
Validation_City_17	Please enter your City
Validation_City_18	Please enter your City
Validation_City_19	Please enter your City
Validation_City_20	Please enter your City
Validation_City_2000	Please enter your City
Validation_City_21	Please enter your City
Validation_City_22	Please enter your City
Validation_City_23	Please enter your City
Validation_City_24	Please enter your City
Validation_City_25	Please enter your City
Validation_City_26	Please enter your City
Validation_City_27	Please enter your City
Validation_City_29	Please enter your City
Validation_City_3	Please enter your City
Validation_City_5	Please enter your City
Validation_Country_1	Please enter your Country
Validation_Country_11	Please enter your Country
Validation_Country_12	Please enter your Country
Validation_Country_13	Please enter your Country
Validation_Country_14	Please enter your Country
Validation_Country_15	Please enter your Country
Validation_Country_16	Please enter your Country
Validation_Country_17	Please enter your Country
Validation_Country_18	Please enter your Country
Validation_Country_19	Please enter your Country
Validation_Country_20	Please enter your Country
Validation_Country_2000	Please enter your Country

Key	Description
Validation_Country_21	Please enter your Country
Validation_Country_22	Please enter your Country
Validation_Country_23	Please enter your Country
Validation_Country_24	Please enter your Country
Validation_Country_25	Please enter your Country
Validation_Country_26	Please enter your Country
Validation_Country_27	Please enter your Country
Validation_Country_29	Please enter your Country
Validation_Country_3	Please enter your Country
Validation_Country_5	Please enter your Country
Validation_Disclaimer_1	Please Accept or Decline Disclaimer
Validation_Disclaimer_11	Please Accept or Decline Disclaimer
Validation_Disclaimer_12	Please Accept or Decline Disclaimer
Validation_Disclaimer_13	Please Accept or Decline Disclaimer
Validation_Disclaimer_14	Please Accept or Decline Disclaimer
Validation_Disclaimer_15	Please Accept or Decline Disclaimer
Validation_Disclaimer_16	Please Accept or Decline Disclaimer
Validation_Disclaimer_17	Please Accept or Decline Disclaimer
Validation_Disclaimer_18	Please Accept or Decline Disclaimer
Validation_Disclaimer_19	Please Accept or Decline Disclaimer
Validation_Disclaimer_20	Please Accept or Decline Disclaimer
Validation_Disclaimer_2000	Please Accept or Decline Disclaimer
Validation_Disclaimer_21	Please Accept or Decline Disclaimer
Validation_Disclaimer_22	Please Accept or Decline Disclaimer
Validation_Disclaimer_23	Please Accept or Decline Disclaimer
Validation_Disclaimer_24	Please Accept or Decline Disclaimer
Validation_Disclaimer_25	Please Accept or Decline Disclaimer
Validation_Disclaimer_26	Please Accept or Decline Disclaimer

Key	Description
Validation_Disclaimer_27	Please Accept or Decline Disclaimer
Validation_Disclaimer_29	Please Accept or Decline Disclaimer
Validation_Disclaimer_3	Please Accept or Decline Disclaimer
Validation_Disclaimer_5	Please Accept or Decline Disclaimer
Validation_HomePhone_1	Please enter your Home Phone
Validation_HomePhone_11	Please enter your Home Phone
Validation_HomePhone_12	Please enter your Home Phone
Validation_HomePhone_13	Please enter your Home Phone
Validation_HomePhone_14	Please enter your Home Phone
Validation_HomePhone_15	Please enter your Home Phone
Validation_HomePhone_16	Please enter your Home Phone
Validation_HomePhone_17	Please enter your Home Phone
Validation_HomePhone_18	Please enter your Home Phone
Validation_HomePhone_19	Please enter your Home Phone
Validation_HomePhone_20	Please enter your Home Phone
Validation_HomePhone_2000	Please enter your Home Phone
Validation_HomePhone_21	Please enter your Home Phone
Validation_HomePhone_22	Please enter your Home Phone
Validation_HomePhone_23	Please enter your Home Phone
Validation_HomePhone_24	Please enter your Home Phone
Validation_HomePhone_25	Please enter your Home Phone
Validation_HomePhone_26	Please enter your Home Phone
Validation_HomePhone_27	Please enter your Home Phone
Validation_HomePhone_29	Please enter your Home Phone
Validation_HomePhone_3	Please enter your Home Phone
Validation_HomePhone_5	Please enter your Home Phone
Validation_MobilePhone_1	Please enter your Mobile Phone
Validation_MobilePhone_11	Please enter your Mobile Phone

Key	Description
Validation_MobilePhone_12	Please enter your Mobile Phone
Validation_MobilePhone_13	Please enter your Mobile Phone
Validation_MobilePhone_14	Please enter your Mobile Phone
Validation_MobilePhone_15	Please enter your Mobile Phone
Validation_MobilePhone_16	Please enter your Mobile Phone
Validation_MobilePhone_17	Please enter your Mobile Phone
Validation_MobilePhone_18	Please enter your Mobile Phone
Validation_MobilePhone_19	Please enter your Mobile Phone
Validation_MobilePhone_20	Please enter your Mobile Phone
Validation_MobilePhone_2000	Please enter your Mobile Phone
Validation_MobilePhone_21	Please enter your Mobile Phone
Validation_MobilePhone_22	Please enter your Mobile Phone
Validation_MobilePhone_23	Please enter your Mobile Phone
Validation_MobilePhone_24	Please enter your Mobile Phone
Validation_MobilePhone_25	Please enter your Mobile Phone
Validation_MobilePhone_26	Please enter your Mobile Phone
Validation_MobilePhone_27	Please enter your Mobile Phone
Validation_MobilePhone_29	Please enter your Mobile Phone
Validation_MobilePhone_3	Please enter your Mobile Phone
Validation_MobilePhone_5	Please enter your Mobile Phone
Validation_MobileServiceProvider_1	Please select your Mobile Service Provider
Validation_MobileServiceProvider_11	Please select your Mobile Service Provider
Validation_MobileServiceProvider_12	Please select your Mobile Service Provider
Validation_MobileServiceProvider_13	Please select your Mobile Service Provider
Validation_MobileServiceProvider_14	Please select your Mobile Service Provider
Validation_MobileServiceProvider_15	Please select your Mobile Service Provider
Validation_MobileServiceProvider_16	Please select your Mobile Service Provider
Validation_MobileServiceProvider_17	Please select your Mobile Service Provider

Key	Description
Validation_MobileServiceProvider_18	Please select your Mobile Service Provider
Validation_MobileServiceProvider_19	Please select your Mobile Service Provider
Validation_MobileServiceProvider_20	Please select your Mobile Service Provider
Validation_MobileServiceProvider_2000	Please select your Mobile Service Provider
Validation_MobileServiceProvider_21	Please select your Mobile Service Provider
Validation_MobileServiceProvider_22	Please select your Mobile Service Provider
Validation_MobileServiceProvider_23	Please select your Mobile Service Provider
Validation_MobileServiceProvider_24	Please select your Mobile Service Provider
Validation_MobileServiceProvider_25	Please select your Mobile Service Provider
Validation_MobileServiceProvider_26	Please select your Mobile Service Provider
Validation_MobileServiceProvider_27	Please select your Mobile Service Provider
Validation_MobileServiceProvider_29	Please select your Mobile Service Provider
Validation_MobileServiceProvider_3	Please select your Mobile Service Provider
Validation_MobileServiceProvider_5	Please select your Mobile Service Provider
Validation_SocialSecurity_1	Please enter your Social Security #
Validation_SocialSecurity_11	Please enter your Social Security #
Validation_SocialSecurity_12	Please enter your Social Security #
Validation_SocialSecurity_13	Please enter your Social Security #
Validation_SocialSecurity_14	Please enter your Social Security #
Validation_SocialSecurity_15	Please enter your Social Security #
Validation_SocialSecurity_16	Please enter your Social Security #
Validation_SocialSecurity_17	Please enter your Social Security #
Validation_SocialSecurity_18	Please enter your Social Security #
Validation_SocialSecurity_19	Please enter your Social Security #
Validation_SocialSecurity_20	Please enter your Social Security #
Validation_SocialSecurity_2000	Please enter your Social Security #
Validation_SocialSecurity_21	Please enter your Social Security #
Validation_SocialSecurity_22	Please enter your Social Security #

Key	Description
Validation_SocialSecurity_23	Please enter your Social Security #
Validation_SocialSecurity_24	Please enter your Social Security #
Validation_SocialSecurity_25	Please enter your Social Security #
Validation_SocialSecurity_26	Please enter your Social Security #
Validation_SocialSecurity_27	Please enter your Social Security #
Validation_SocialSecurity_29	Please enter your Social Security #
Validation_SocialSecurity_3	Please enter your Social Security #
Validation_SocialSecurity_5	Please enter your Social Security #
Validation_State_1	Please enter your State
Validation_State_11	Please enter your State
Validation_State_12	Please enter your State
Validation_State_13	Please enter your State
Validation_State_14	Please enter your State
Validation_State_15	Please enter your State
Validation_State_16	Please enter your State
Validation_State_17	Please enter your State
Validation_State_18	Please enter your State
Validation_State_19	Please enter your State
Validation_State_20	Please enter your State
Validation_State_2000	Please enter your State
Validation_State_21	Please enter your State
Validation_State_22	Please enter your State
Validation_State_23	Please enter your State
Validation_State_24	Please enter your State
Validation_State_25	Please enter your State
Validation_State_26	Please enter your State
Validation_State_27	Please enter your State
Validation_State_29	Please enter your State

Key	Description
Validation_State_3	Please enter your State
Validation_State_5	Please enter your State
Validation_Title_1	Please enter the title
Validation_Title_11	Please enter the title
Validation_Title_12	Please enter the title
Validation_Title_13	Please enter the title
Validation_Title_14	Please enter the title
Validation_Title_15	Please enter the title
Validation_Title_16	Please enter the title
Validation_Title_17	Please enter the title
Validation_Title_18	Please enter the title
Validation_Title_19	Please enter the title
Validation_Title_20	Please enter the title
Validation_Title_2000	Please enter the title
Validation_Title_21	Please enter the title
Validation_Title_22	Please enter the title
Validation_Title_23	Please enter the title
Validation_Title_24	Please enter the title
Validation_Title_25	Please enter the title
Validation_Title_26	Please enter the title
Validation_Title_27	Please enter the title
Validation_Title_29	Please enter the title
Validation_Title_3	Please enter the title
Validation_Title_5	Please enter the title
Validation_Zip_1	Please enter your Zip Code
Validation_Zip_11	Please enter your Zip Code
Validation_Zip_12	Please enter your Zip Code
Validation_Zip_13	Please enter your Zip Code

Key	Description
Validation_Zip_14	Please enter your Zip Code
Validation_Zip_15	Please enter your Zip Code
Validation_Zip_16	Please enter your Zip Code
Validation_Zip_17	Please enter your Zip Code
Validation_Zip_18	Please enter your Zip Code
Validation_Zip_19	Please enter your Zip Code
Validation_Zip_20	Please enter your Zip Code
Validation_Zip_2000	Please enter your Zip Code
Validation_Zip_21	Please enter your Zip Code
Validation_Zip_22	Please enter your Zip Code
Validation_Zip_23	Please enter your Zip Code
Validation_Zip_24	Please enter your Zip Code
Validation_Zip_25	Please enter your Zip Code
Validation_Zip_26	Please enter your Zip Code
Validation_Zip_27	Please enter your Zip Code
Validation_Zip_29	Please enter your Zip Code
Validation_Zip_3	Please enter your Zip Code
Validation_Zip_5	Please enter your Zip Code
WaitListFull_1	Waitlist full
WaitListFull_11	Waitlist full
WaitListFull_12	Waitlist full
WaitListFull_13	Waitlist full
WaitListFull_14	Waitlist full
WaitListFull_15	Waitlist full
WaitListFull_16	Waitlist full
WaitListFull_17	Waitlist full
WaitListFull_18	Waitlist full
WaitListFull_19	Waitlist full

Key	Description
WaitListFull_20	Waitlist full
WaitListFull_2000	Waitlist full
WaitListFull_21	Waitlist full
WaitListFull_22	Waitlist full
WaitListFull_23	Waitlist full
WaitListFull_24	Waitlist full
WaitListFull_25	Waitlist full
WaitListFull_26	Waitlist full
WaitListFull_27	Waitlist full
WaitListFull_29	Waitlist full
WaitListFull_3	Waitlist full
WaitListFull_5	Waitlist full
Yes_1	Yes
Yes_11	Yes
Yes_12	Yes
Yes_13	Yes
Yes_14	Yes
Yes_15	Yes
Yes_16	Yes
Yes_17	Yes
Yes_18	Yes
Yes_19	Yes
Yes_20	Yes
Yes_2000	Yes
Yes_21	Yes
Yes_22	Yes
Yes_23	Yes
Yes_24	Yes

Key	Description
Yes_25	Yes
Yes_26	Yes
Yes_27	Yes
Yes_29	Yes
Yes_3	Yes
Yes_5	Yes

Security Questions

These keys are defined to pick the Security questions from resource file. Naming convention used is "**SecurityQuestion_Role_SecurityQuestionId**".

Key	Description
SecurityQuestions_STUD_188	What is your place of birth?
SecurityQuestions_STUD_189	Favourite city
SecurityQuestions_STUD_190	Middle Name
SecurityQuestions_STUD_32	Place of Birth

Page Wise Messages

These keys are defined to pick the page wise messages from resource file. Naming convention used is "**MessageKey_CampusId_PageID**".

Key	Description
AccountCreated_1_118	Account Created Message
AccountCreationEmail_1_118	c2kbuild@campusmgmt.com
AccountNotValid_1_118	CMC - Student portal - Access denied. Your web user account is not associated with any campuses for this site. Campus Management School of Arts.
AccountNotValid_1_146	CMC - Staff portal - Access denied. Your web user account is not associated with any campuses for this site. Campus Management School of Arts.
AckAcceptance_1_14	You are required to maintain at least half time status to maintain your eligibility for these awards (Test HA)
AdvApprMsg_1_81	You have successfully reserved the courses listed above. Your advisor will be notified for approval.
AgreementText_1_12	Disclaimer text...dd

Key	Description
AltPageDescrip_1_58	This is the Personal Statement Page Description This is the Personal Statement Page Description This is the Personal Statement Page Description This is the Personal Statement Page Description This is the Personal Statement Page Description
AltPageDescrip_1_61	Your Application has been successfully submitted :-)
AltPageTitle_1_58	5 Personal Statement
AltPageTitle_1_61	Application Successfully Submitted
ApplicantDesc_1_165	Applicant Portal Description
ApplicationSubmitted_1_106	Your application was successfully submitted.. You are now able to log into the Student Portal to access additional options. Click here to access global Financial aid.
AuthMessage_1_143	An email has been sent to @email. Please follow the link provided in the email so we can verify your account. Kalyani Testing
BadEmail_1_118	Invalid Email Address Message
BadUserPassword_1_118	You are using a invalid user name and/or password, Please correct that
BadUserPassword_1_146	Invalid username/password please try again
BottomWarningMessage_1_330	Please click the Register / Unregister Courses button to submit your schedule. Test
BottomWarningMessage_1_80	Please click the Register / Unregister Courses button to submit your schedule. Test
CloseText_1_14	The gross amount of loan funds are shown. Loan proceeds may be reduced by the amount of fees charged by the lender and/or guarantor. There may be additional documents or information that you will need to submit before your financial aid can be finalized. These are defined in the document center and on the preceding page. If your status in school changes due to probabtion, withdrawal, termination or graduation your awards may be changed of cancelled. Eligibility for the listed aid is subject to; receipt of required documentation, reveiw of federal verification requirements, satisfactory academic progress, and approvals by involved agencies. We wish you well in your studies. Please feel free to contact the Financial Aid Office if you have any questions.
ConfirmAlertText_1_12	Please do not click Refresh on the next page to avoid duplicate charges on your account.
ConfirmMessage_1_330	This will send your classes to your Academic Advisor for approval. Do you wish to continue?
ConfirmMessage_1_80	This will send your classes to your Academic Advisor for approval. Do you wish to continue?

Key	Description
ContactInformation_1_106	You may be contacted as we process your application. In the interim please feel free to call the admissions office at 1-800-215-8888 if you have any questions.
CourseNotFoundMessage_1_162	Sorry, this course does not match any of the courses in our database. Would you like to add the course for transfer credit evaluation?
CourseScheduleDesc_1_165	Course Schedule Description
CreateAccountText_1_143	Please enter the following information to create your account.
CurrentStatementText_1_9	Click the Statement date to view your most recent Statement in PDF format.
DetailCurrentStatementText_1_9	detail current
DetailHistoricalStatementText_1_9	hist detail
DisclaimerMessage_1_162	
EmailError_1_143	Please email us at test@test.com and specify what steps you were trying to do.
EmailFrom_1_143	c2kbuild@campusmgmt.com
EmailMessage_1_143	An email has been sent to @email. Please follow the link provided in the email so we can verify your account. Kalyani Testing
EmailSubject_1_143	New Account Creation
EmployerDesc_1_165	Employer Login Here
EnterUsernameText_1_143	Your student record was successfully located. Please enter a username and password.
ErrorDescrip_1_143	The system encountered an error while processing your request. Please contact the System Administrator.
ExistingAccount_1_118	Existing Account Message
ExitText_1_219	To select a different program option, please click "Back". To submit a request for changing your program, please click "Submit To Advisor" button.
ExitText_1_220	To select a different program option, please click "Back". To submit a request for changing your program, please click "Submit To Advisor" button.
FacultyDesc_1_165	Faculty Login Here
FeedbackThankYou_1_131	Thank you for submitting your feedback
FerpaConsentDisclaimerText_1_447	Enter your custom text. Please enter the FERPA Consent disclaimer text here. This is the test for the Consent disclaimer text.

Key	Description
FerpaOptOutDisclaimerText_1_447	Enter your custom text
ForgotLoginEmail_1_118	c2kbuild@campusmgmt.com
ForgotLoginEmail_1_146	test@campusmgmt.com
ForgotLoginEmailContents_1_118	can i see this text? Your User ID is @userid = Your Password is @password
ForgotLoginOnscreenMessage_1_118	Forgot Login Onscreen Message @useremail
GrantsAndScholarshipsText_1_14	Grants and scholarships do not have to be repaid. You are required to make certain at least half time status to maintain your eligibility for these awards.
HardSkillText_1_163	Hard Skills
HistoricalStatementText_1_9	Click the Statement date to view historical Statements in PDF format.
InvalidData_1_118	Invalid Data. Please try again.
InvalidEmailDescrip_1_143	our account's email address is either invalid or missing. Please contact the Office of Registrar to resolve this issue.
InvalidUserNameEmail_1_118	The username / email address combination you entered is not correct. Please re-enter or contact your system administrator
InvoiceInstructions_1_81	YOUR INVOICE NUMBER IS AB/-2006/-SHAH OK 123
lblSchedHeaderMsg_1_119	Hours accounted for scheduled classes attendance.
lblSchedHeaderText_1_119	Published Hours - Kaly
lblSSHHeaderMsg_1_119	Hours accounted for unscheduled time such as student specific hours.
lblSSHHeaderText_1_119	UnPublished Hours
LinkCaption_1_143	Applicant Portal Login
LinkURL_1_143	http://www.google.com
Message_1_179	Test007
MidText_1_14	The gross amounts of loan disbursements are shown above. Loan proceeds will be reduced by the bank fees charged by the lender and/or lender. By accepting these loans you agree to the repayment terms defined by the lender. ** AGAM TESTING THIS NEW SECTION FOR MERCER ** ***77625***

Key	Description
MyStatements_TabTitle_1_9	My Statements
NoAlerts_1_63	There are no outstanding alerts on file. To view previously acknowledged alerts, click on View My Previous Alerts above.
NoBuilding_1_179	No Room or building configurable message.
NoRecMsg_1_143	Your record was not found.tttt Please check your information and enter it correctly. test
OnlineRegBegin_1_52	You can add courses to your Selected Courses by Searching the campus catalog or use the Quick Add if you already know the Course Code and Section Number
OnlineRegClosed_1_52	Online Registration is not available. Online Registration closed for this term. **** Portal >Page Transaction > View Online Registration Closed Text page description ****
OnlineRegModify_1_52	Welcome back to Online Registration, where you can continue to add courses to your schedule.
OnlineRegTermClosed_1_52	Online Registration closed for this term. **** Portal > Page Transaction > View Online Registration Term Closed Text page description ****
OnlineRegTutorial_1_52	Test #123 Test #123 **** Portal >page Transaction > View Online Registration Tutorial Message page description ****
OpenText_1_14	Congratulations! We are pleased to inform you that based upon the information you provided, we have estimated your eligibility for federal student financial aid. Your award package is based upon the assumption of full-time enrollment.
PaymentCompleteText_1_12	Payment has been posted to your account. To avoid duplicate posting, do not use your browser's Back button or Refresh button. Click 'Complete' to finish.
PayNowMessage_1_81	PLEASE PAY YOUR OUTSTANDING CHARGES.YOUR CURRENT BALANCE IS \$2300 Billion
PrivacyPolicyBody1_1_164	Privacy Policy Body Content
PrivacyPolicyBody2_1_164	Privacy Policy Body Content
PrivacyPolicyBody3_1_164	Privacy Policy Body Content
PrivacyPolicyBody4_1_164	Privacy Policy Body Content
PrivacyPolicyBody5_1_164	Privacy Policy Body Content

Key	Description
PrivacyPolicyHeading1_1_164	Privacy Policy Heading1
PrivacyPolicyHeading2_1_164	Privacy Policy Heading2
PrivacyPolicyHeading3_1_164	Privacy Policy Heading3
PrivacyPolicyHeading4_1_164	Privacy Policy Heading4
PrivacyPolicyHeading5_1_164	Privacy Policy Heading5
RegBillConfigText_1_9	
RegBillText_1_9	Registration Bill Summary by Term
RegConfirmButtonText_1_330	Register / Drop
RegConfirmButtonText_1_80	Register / Drop
RegCourseMsg_1_328	Course Reg Header Msg
RegFailureMsg_1_328	Reg Failure Header Msg
RepeatCourseMaxRetakeMsg_1_78	You have reached your maximum number of retakes allowed for this course and will no longer be able to select this course. If you have any further concerns please see an advisor. Thank you.
RepeatCourseMsg_1_78	You have already taken this course, do you want to continue?
RequestInfoDesc_1_165	Please send me information on how to become a Student
SchoolDefinedFieldTitle_1_5	ADDITION INFORMATION FOR DISPLAY (portal)
SchoolName_1_62	[University/College]
SchoolNotFoundMessage_1_161	Sorry, this school does not match any of the schools in our database. Would you like to add the school?
SoftSkillText_1_163	Soft Skills
SSAttendanceMsg_1_73	Blank Attendance will not be posted.

Key	Description
StartText_1_62	<p>All coursework completed at previously attended colleges and universities will be evaluated and posted to your @collegeName transcript as part of the admissions process. The evaluation will be done upon receipt of your complete transcript(s). The Admissions Office evaluates only official copies of transcripts after an application for admission has been received. Due to the large number of transfer students who apply for admission, we are not able to provide "on-the-spot" evaluations.

 a transfer course does not have a specific @collegeName equivalent, it will be posted on your academic record as an elective course. Your faculty advisor will be able to assist you with assigning these courses to your degree requirements and can, with the approval of the department chairman, recommend that an elective course be substituted for a specific required course. However, because of accreditation or departmental requirements, certain @collegeName departments restrict the number of electives that can be applied towards their degree programs. Departments with special regulations are identified in the course section of the Undergraduate Catalog.

 If you have obtained credits from a post-secondary institution which is not accredited by a regional accrediting body, the Admissions Office will not evaluate those credits. However, you can submit a request for consideration of these credits by the department which teaches similar courses here at @collegeName. If approved by the academic department and the appropriate academic dean, those credits will be posted to your academic record. Again, this is something with which your faculty advisor can assist you.

 The information provided within this service must be used as a guide to how classes at your current or former school are transferred to @collegeName. A course appearing in the list is no guarantee that the course can be used in your major. A course not appearing in the list indicates that it has no prior history at @collegeName. Courses and schools will be added to the list on a regular basis. Any course completed over five years ago is not eligible to be transferred.

 Also, the fact that a class is listed from your current or former school is no guarantee that the school is currently offering the course or plans on offering the course in the future.

 All coursework completed at previously attended colleges and universities will be evaluated and posted to your @collegeName transcript as part of the admissions process.</p>
StudentDesc_1_165	Message that will be displayed below the Student Portal link.
StudPinDescrip_1_143	To verify your account, please provide a current Email address, your Student Number and PIN.
StudPinError_1_143	Invalid Student Number or PIN. Please review and try again.
SubsidiaryStatements_TabTitle_1_9	My Subsidiary
BadEmail_1_118	Invalid Email Address Message
BadUserPassword_1_118	You are using a invalid user name and/or password, Please correct that
BadUserPassword_1_146	Invalid username/password please try again

Key	Description
BottomWarningMessage_1_330	Please click the Register / Unregister Courses button to submit your schedule. Test
BottomWarningMessage_1_80	Please click the Register / Unregister Courses button to submit your schedule. Test
CloseText_1_14	The gross amount of loan funds are shown. Loan proceeds may be reduced by the amount of fees charged by the lender and/or guarantor. There may be additional documents or information that you will need to submit before your financial aid can be finalized. These are defined in the document center and on the preceeding page. If your status in school changes due to probabtion, withdrawal, termination or graduation your awards may be changed of cancelled. Eligibility for the listed aid is subject to; receipt of required documentation, reveiw of federal verification requirements, satisfactory academic progress, and approvals by involved agencies. We wish you well in your studies. Please feel free to contact the Financial Aid Office if you have any questions.
ConfirmAlertText_1_12	Please do not click Refresh on the next page to avoid duplicate charges on your account.
ConfirmMessage_1_330	This will send your classes to your Academic Advisor for approval. Do you wish to continue?
ConfirmMessage_1_80	This will send your classes to your Academic Advisor for approval. Do you wish to continue?
ContactInformation_1_106	You may be contacted as we process your application. In the interim please feel free to call the admissions office at 1-800-215-8888 if you have any questions.
CourseNotFoundMessage_1_162	Sorry, this course does not match any of the courses in our database. Would you like to add the course for transfer credit evaluation?
CourseScheduleDesc_1_165	Course Schedule Description
CreateAccountText_1_143	Please enter the following information to create your account.
CurrentStatementText_1_9	Click the Statement date to view your most recent Statement in PDF format.
DetailCurrentStatementText_1_9	detail current
DetailHistoricalStatementText_1_9	hist detail
DisclaimerMessage_1_162	
EmailError_1_143	Please email us at test@test.com and specify what steps you were trying to do.
EmailFrom_1_143	c2kbuild@campusmgmt.com

Key	Description
EmailMessage_1_143	An email has been sent to @email. Please follow the link provided in the email so we can verify your account. Kalyani Testing
EmailSubject_1_143	New Account Creation
EmployerDesc_1_165	Employer Login Here
EnterUsernameText_1_143	Your student record was successfully located. Please enter a username and password.
ErrorDescrip_1_143	The system encountered an error while processing your request. Please contact the System Administrator.
ExistingAccount_1_118	Existing Account Message
ExitText_1_219	To select a different program option, please click "Back". To submit a request for changing your program, please click "Submit To Advisor" button.
ExitText_1_220	To select a different program option, please click "Back". To submit a request for changing your program, please click "Submit To Advisor" button.
FacultyDesc_1_165	Faculty Login Here
FeedbackThankYou_1_131	Thank you for submitting your feedback
FerpaConsentDisclaimerText_1_447	Enter your custom text. Please enter the FERPA Consent disclaimer text here. This is the test for the Consent disclaimer text.
FerpaOptOutDisclaimerText_1_447	Enter your custom text
ForgotLoginEmail_1_118	c2kbuild@campusmgmt.com
ForgotLoginEmail_1_146	test@campusmgmt.com
ForgotLoginEmailContents_1_118	can i see this text? Your User ID is @userid = Your Password is @password
ForgotLoginOnscreenMessage_1_118	Forgot Login Onscreen Message @useremail
GrantsAndScholarshipsText_1_14	Grants and scholarships do not have to be repaid. You are required to make certain at least half time status to maintain your eligibility for these awards.
HardSkillText_1_163	Hard Skills
HistoricalStatementText_1_9	Click the Statement date to view historical Statements in PDF format.
InvalidData_1_118	Invalid Data. Please try again.
InvalidEmailDescrip_1_143	our account's email address is either invalid or missing. Please contact the Office of Registrar to resolve this issue.

Key	Description
InvalidUserNameEmail_1_118	The username / email address combination you entered is not correct. Please re-enter or contact your system administrator
InvoiceInstructions_1_81	YOUR INVOICE NUMBER IS AB/-2006/-SHAH OK 123
lblSchedHeaderMsg_1_119	Hours accounted for scheduled classes attendance.
lblSchedHeaderText_1_119	Published Hours - Kaly
lblSSHHeaderMsg_1_119	Hours accounted for unscheduled time such as student specific hours.
lblSSHHeaderText_1_119	UnPublished Hours
LinkCaption_1_143	Applicant Portal Login
LinkURL_1_143	http://www.google.com
Message_1_179	Test007
MidText_1_14	The gross amounts of loan disbursements are shown above. Loan proceeds will be reduced by the bank fees charged by the lender and/or lender. By accepting these loans you agree to the repayment terms defined by the lender. ** AGAM TESTING THIS NEW SECTION FOR MERCER ** ***77625***
MyStatements_TabTitle_1_9	My Statements
NoAlerts_1_63	There are no outstanding alerts on file. To view previously acknowledged alerts, click on View My Previous Alerts above.
NoBuilding_1_179	No Room or building configurable message.
NoRecMsg_1_143	Your record was not found.tttt Please check your information and enter it correctly. test
OnlineRegBegin_1_52	You can add courses to your Selected Courses by Searching the campus catalog or use the Quick Add if you already know the Course Code and Section Number
OnlineRegClosed_1_52	Online Registration is not available. Online Registration closed for this term. **** Portal >Page Transaction > View Online Registration Closed Text page description ****
OnlineRegModify_1_52	Welcome back to Online Registration, where you can continue to add courses to your schedule.

Key	Description
OnlineRegTermClosed_1_52	Online Registration closed for this term. **** Portal > Page Transaction > View Online Registration Term Closed Text page description ****
OnlineRegTutorial_1_52	Test #123 Test #123 **** Portal >page Transaction > View Online Registration Tutorial Message page description ****
OpenText_1_14	Congratulations! We are pleased to inform you that based upon the information you provided, we have estimated your eligibility for federal student financial aid. Your award package is based upon the assumption of full-time enrollment.
PaymentCompleteText_1_12	Payment has been posted to your account. To avoid duplicate posting, do not use your browser's Back button or Refresh button. Click 'Complete' to finish.
PayNowMessage_1_81	PLEASE PAY YOUR OUTSTANDING CHARGES.YOUR CURRENT BALANCE IS \$2300 Billion
PrivacyPolicyBody1_1_164	Privacy Policy Body Content
PrivacyPolicyBody2_1_164	Privacy Policy Body Content
PrivacyPolicyBody3_1_164	Privacy Policy Body Content
PrivacyPolicyBody4_1_164	Privacy Policy Body Content
PrivacyPolicyBody5_1_164	Privacy Policy Body Content
PrivacyPolicyHeading1_1_164	Privacy Policy Heading1
PrivacyPolicyHeading2_1_164	Privacy Policy Heading2
PrivacyPolicyHeading3_1_164	Privacy Policy Heading3
PrivacyPolicyHeading4_1_164	Privacy Policy Heading4
PrivacyPolicyHeading5_1_164	Privacy Policy Heading5
RegBillConfigText_1_9	
RegBillText_1_9	Registration Bill Summary by Term
RegConfirmButtonText_1_330	Register / Drop
RegConfirmButtonText_1_80	Register / Drop
RegCourseMsg_1_328	Course Reg Header Msg
RegFailureMsg_1_328	Reg Failure Header Msg

Key	Description
RepeatCourseMaxRetakeMsg_1_78	You have reached your maximum number of retakes allowed for this course and will no longer be able to select this course. If you have any further concerns please see an advisor. Thank you.
RepeatCourseMsg_1_78	You have already taken this course, do you want to continue?
RequestInfoDesc_1_165	Please send me information on how to become a Student
SchoolDefinedFieldTitle_1_5	ADDITION INFORMATION FOR DISPLAY (portal)
SchoolName_1_62	[University/College]
SchoolNotFoundMessage_1_161	Sorry, this school does not match any of the schools in our database. Would you like to add the school?
SoftSkillText_1_163	Soft Skills
SSAttendanceMsg_1_73	Blank Attendance will not be posted.

Key	Description
StartText_1_62	<p>All coursework completed at previously attended colleges and universities will be evaluated and posted to your @collegeName transcript as part of the admissions process. The evaluation will be done upon receipt of your complete transcript(s). The Admissions Office evaluates only official copies of transcripts after an application for admission has been received. Due to the large number of transfer students who apply for admission, we are not able to provide "on-the-spot" evaluations.

 a transfer course does not have a specific @collegeName equivalent, it will be posted on your academic record as an elective course. Your faculty advisor will be able to assist you with assigning these courses to your degree requirements and can, with the approval of the department chairman, recommend that an elective course be substituted for a specific required course. However, because of accreditation or departmental requirements, certain @collegeName departments restrict the number of electives that can be applied towards their degree programs. Departments with special regulations are identified in the course section of the Undergraduate Catalog.

 If you have obtained credits from a post-secondary institution which is not accredited by a regional accrediting body, the Admissions Office will not evaluate those credits. However, you can submit a request for consideration of these credits by the department which teaches similar courses here at @collegeName. If approved by the academic department and the appropriate academic dean, those credits will be posted to your academic record. Again, this is something with which your faculty advisor can assist you.

 The information provided within this service must be used as a guide to how classes at your current or former school are transferred to @collegeName. A course appearing in the list is no guarantee that the course can be used in your major. A course not appearing in the list indicates that it has no prior history at @collegeName. Courses and schools will be added to the list on a regular basis. Any course completed over five years ago is not eligible to be transferred.

 Also, the fact that a class is listed from your current or former school is no guarantee that the school is currently offering the course or plans on offering the course in the future.

 All coursework completed at previously attended colleges and universities will be evaluated and posted to your @collegeName transcript as part of the admissions process.</p>
StudentDesc_1_165	Message that will be displayed below the Student Portal link.
StudPinDescrip_1_143	To verify your account, please provide a current Email address, your Student Number and PIN.
StudPinError_1_143	Invalid Student Number or PIN. Please review and try again.
SubsidiaryStatements_TabTitle_1_9	My Subsidiary
TSLink_1_52	Click to view your Term Sequence...
TSMsg_1_52	The program that you are enrolled in has a pre-defined sequence of terms.
UnableToProcess_1_118	Unable to Process Request Message

Key	Description
UnableToProcess_1_146	User does not have access to any campuses for the specified url .
UnavailableText_1_261	You have no 1098T forms available for viewing at this time. Please contact support if you need more information.
VerifyEmail1_1_143	We found an email address on file for you:
VerifyEmail2_1_143	Is this address still valid?
WaitlistReserveCourseMsg_1_328	Waitlist / Reserve Header Msg
WebAccountDeniedMsg_1_143	Based on your School Status we have determined that you cannot apply for a New Web Account at this time. Please contact your School Administrator (Advisor) for further details.